Preppy Steadfast Tin Soldier

Needlepoint pattern | 90 x 126 stitches | 5 x 7 in (12.7 x 17.8 cm) on 18 mesh | 20 colors



How to stitch it



1. Each square is one tent stitch, up at 1, down at 2. Lines in continental, right to left, the canvas upside down for the next row; wide areas in basketweave.
2. Cut 18 in of thread. Start and end it without a knot left behind.
3. Mark the middle of the canvas. It is the outlined square on page 2, column 45, row 63 (DMC 760): start there. Count threads, not holes.
4. Go on from it: picture first, background last. Gray squares are on two pages: stitch them once.
5. Last, two more rows all round in DMC 350: the opening's edge hides them.

First time? How to needlepoint: flossfield.com/needlepoint/guides/how-to-start/
How to read a chart: flossfield.com/needlepoint/guides/how-to-read-a-chart/

What you need

Canvas: blank mono canvas, 18 mesh (18 threads to the inch), cut 9.5 in wide x 11.5 in high (24.1 x 29.2 cm).

Needle: blunt tapestry, size 22. Also masking tape for the cut edges, and small scissors.

Thread: six-strand floss, 20 colors, about 24 skeins in all (an estimate). Stitch with 4 strands (5 or 6 if canvas shows).

Fit it into a lid: the box or tray, acid-free board and backing. Measure the opening first.
How to fit it into a lid.

Thread list, DMC

			stitches	skeins				stitches	skeins
●	**350**	Medium Coral	2,821	3	=	**699**	Green	247	1
■	**747**	Very Light Sky Blue	1,776	2	Z	**704**	Bright Chartreuse	222	1
▲	**3766**	Light Peacock Blue	1,335	2	A	**780**	Ultra Very Dark Topaz	203	1
◆	**BLANC**	White	1,057	1	V	**3747**	Very Light Blue Violet	195	1
▼	**939**	Very Dark Navy Blue	715	1	T	**951**	Light Tawny	176	1
★	**702**	Kelly Green	576	1	N	**801**	Dark Coffee Brown	140	1
❖	**807**	Peacock Blue	548	1	S	**352**	Light Coral	135	1
X	**797**	Royal Blue	370	1	K	**799**	Medium Delft Blue	85	1
H	**743**	Medium Yellow	347	1	E	**435**	Very Light Brown	82	1
+	**817**	Very Dark Coral Red	256	1	C	**760**	Salmon	54	1

Skeins are estimates, with the two extra rows: the thread a stitch takes on the front and back of 18 mesh canvas, plus 30 percent, rounded up for each color.

Thread colors are approximate screen matches to DMC numbers. Check against real thread before you buy.

For your own stitching, gifts and handmade pieces you sell. Do not resell or share this PDF or copies of it.

Preppy Steadfast Tin Soldier

Needlepoint pattern

Columns 1 to 90, rows 1 to 67. Start at the red outline

This page is the dark part of the chart



Key

- **DMC 350** Medium Coral
- **DMC 747** Very Light Sky Blue
- **DMC 3766** Light Peacock Blue
- **DMC BLANC** White
- **DMC 939** Very Dark Navy Blue
- **DMC 807** Peacock Blue
- **DMC 797** Royal Blue
- **DMC 743** Medium Yellow
- **DMC 817** Very Dark Coral Red
- **DMC 780** Ultra Very Dark Topaz
- **DMC 3747** Very Light Blue Violet
- **DMC 951** Light Tawny
- **DMC 801** Dark Coffee Brown
- **DMC 352** Light Coral
- **DMC 799** Medium Delft Blue
- **DMC 435** Very Light Brown
- **DMC 760** Salmon

Preppy Steadfast Tin Soldier

Needlepoint pattern

Columns 1 to 90, rows 68 to 126. Gray squares: charted already, do not stitch again

This page is the dark part of the chart



Key

- **DMC 350** Medium Coral
- **DMC 747** Very Light Sky Blue
- **DMC 3766** Light Peacock Blue
- **DMC BLANC** White
- **DMC 939** Very Dark Navy Blue
- **DMC 702** Kelly Green
- **DMC 807** Peacock Blue
- **DMC 797** Royal Blue
- **DMC 743** Medium Yellow
- **DMC 817** Very Dark Coral Red
- **DMC 699** Green
- **DMC 704** Bright Chartreuse
- **DMC 780** Ultra Very Dark Topaz
- **DMC 3747** Very Light Blue Violet
- **DMC 801** Dark Coffee Brown
- **DMC 352** Light Coral
- **DMC 799** Medium Delft Blue
- **DMC 435** Very Light Brown