Preppy tomato

Needlepoint pattern | 72 x 72 stitches | 4 x 4 in (10.2 x 10.2 cm) on 18 mesh | 15 colors



How to stitch it



1. Each square is one tent stitch, up at 1, down at 2. Lines in continental, right to left, the canvas upside down for the next row; wide areas in basketweave.
2. Cut 18 in of thread. Start and end it without a knot left behind.
3. Mark the middle of the canvas. It is the outlined square, column 36, row 36 (DMC 699): start there. Count threads, not holes.
4. Go on from it: picture first, background last. End the thread before crossing another color.
5. Last, two more rows all round, each stitch in the color it lies beside: the board's edge hides them.

First time? How to needlepoint: flossfield.com/needlepoint/guides/how-to-start/
How to read a chart: flossfield.com/needlepoint/guides/how-to-read-a-chart/

What you need

Canvas: blank mono canvas, 18 mesh (18 threads to the inch), cut 8.5 in square (21.6 cm).

Needle: blunt tapestry, size 22. Also masking tape for the cut edges, and small scissors.

Thread: six-strand floss, 15 colors, about 16 skeins in all (an estimate). Stitch with 4 strands (5 or 6 if canvas shows).

Make it an ornament: board, thin batting, backing fabric and twisted cord.
How to finish an ornament.

Thread list, DMC

			stitches	skeins
●	BLANC	White	1,439	2
■	605	Very Light Cranberry	860	1
▲	699	Green	572	1
◆	3841	Pale Baby Blue	309	1
▼	932	Light Antique Blue	292	1
★	815	Medium Garnet	282	1
❖	321	Red	265	1
X	350	Medium Coral	260	1
H	498	Dark Red	239	1
+	701	Light Green	216	1
=	899	Medium Rose	209	1
Z	351	Coral	156	1
A	352	Light Coral	37	1
V	703	Chartreuse	34	1
T	3348	Light Yellow Green	14	1

Skeins are estimates, with the two extra rows: the thread a stitch takes on the front and back of 18 mesh canvas, plus 30 percent, rounded up for each color.

Thread colors are approximate screen matches to DMC numbers. Check against real thread before you buy.

For your own stitching, gifts and handmade pieces you sell. Do not resell or share this PDF or copies of it.

Preppy tomato Needlepoint pattern

Chart: 72 x 72 stitches. Start at the red outline



Key

●	**DMC BLANC** White	★	**DMC 815** Medium Garnet	=	**DMC 899** Medium Rose
■	**DMC 605** Very Light Cranberry	❖	**DMC 321** Red	Z	**DMC 351** Coral
▲	**DMC 699** Green	X	**DMC 350** Medium Coral	A	**DMC 352** Light Coral
◆	**DMC 3841** Pale Baby Blue	H	**DMC 498** Dark Red	V	**DMC 703** Chartreuse
▼	**DMC 932** Light Antique Blue	+	**DMC 701** Light Green	T	**DMC 3348** Light Yellow Green