Preppy toy train with lemons

Needlepoint pattern | 90 x 90 stitches | 5 x 5 in (12.7 x 12.7 cm) on 18 mesh | 18 colors



How to stitch it



1. Each square is one tent stitch, up at 1, down at 2. Lines in continental, right to left, the canvas upside down for the next row; wide areas in basketweave.
2. Cut 18 in of thread. Start and end it without a knot left behind.
3. Mark the middle of the canvas. It is the outlined square on page 2, column 45, row 45 (DMC BLANC): start there. Count threads, not holes.
4. Go on from it: picture first, background last. Gray squares are on two pages: stitch them once.
5. Last, two more rows all round, each stitch in the color it lies beside: the opening's edge hides them.

First time? How to needlepoint: flossfield.com/needlepoint/guides/how-to-start/
How to read a chart: flossfield.com/needlepoint/guides/how-to-read-a-chart/

What you need

Canvas: blank mono canvas, 18 mesh (18 threads to the inch), cut 9.5 in square (24.1 cm).

Needle: blunt tapestry, size 22. Also masking tape for the cut edges, and small scissors.

Thread: six-strand floss, 18 colors, about 21 skeins in all (an estimate). Stitch with 4 strands (5 or 6 if canvas shows).

Fit it into a lid: the box or tray, acid-free board and backing. Measure the opening first.
How to fit it into a lid.

Thread list, DMC

			stitches	skeins
●	**823**	Dark Navy Blue	2,700	3
■	**BLANC**	White	1,439	2
▲	**350**	Medium Coral	821	1
◆	**701**	Light Green	607	1
▼	**973**	Bright Canary	505	1
★	**703**	Chartreuse	415	1
❖	**3325**	Light Baby Blue	398	1
X	**725**	Medium Light Topaz	291	1
H	**798**	Dark Delft Blue	172	1
+	**349**	Dark Coral	143	1
=	**727**	Very Light Topaz	120	1
Z	**351**	Coral	117	1
A	**783**	Medium Topaz	98	1
V	**699**	Green	75	1
T	**352**	Light Coral	66	1
N	**801**	Dark Coffee Brown	59	1
S	**3862**	Dark Mocha Beige	56	1
K	**809**	Delft Blue	18	1

Skeins are estimates, with the two extra rows: the thread a stitch takes on the front and back of 18 mesh canvas, plus 30 percent, rounded up for each color.

Thread colors are approximate screen matches to DMC numbers. Check against real thread before you buy.

For your own stitching, gifts and handmade pieces you sell. Do not resell or share this PDF or copies of it.

Preppy toy train with lemons

Needlepoint pattern

Columns 1 to 49, rows 1 to 90. Start at the red outline

This page is the dark part of the chart



Key

- **DMC 823** Dark Navy Blue
- **DMC BLANC** White
- **DMC 350** Medium Coral
- **DMC 701** Light Green
- **DMC 973** Bright Canary
- **DMC 703** Chartreuse
- **DMC 3325** Light Baby Blue
- **DMC 725** Medium Light Topaz
- **DMC 798** Dark Delft Blue
- **DMC 349** Dark Coral
- **DMC 727** Very Light Topaz
- **DMC 351** Coral
- **DMC 783** Medium Topaz
- **DMC 699** Green
- **DMC 352** Light Coral
- **DMC 801** Dark Coffee Brown
- **DMC 3862** Dark Mocha Beige
- **DMC 809** Delft Blue

Preppy toy train with lemons

Needlepoint pattern

Columns 50 to 90, rows 1 to 90. Gray squares: charted already, do not stitch again

This page is the dark part of the chart



Key

- **DMC 823** Dark Navy Blue
- **DMC BLANC** White
- **DMC 350** Medium Coral
- **DMC 701** Light Green
- **DMC 973** Bright Canary
- **DMC 703** Chartreuse
- **DMC 3325** Light Baby Blue
- **DMC 725** Medium Light Topaz
- **DMC 798** Dark Delft Blue
- **DMC 349** Dark Coral
- **DMC 727** Very Light Topaz
- **DMC 351** Coral
- **DMC 783** Medium Topaz
- **DMC 699** Green
- **DMC 352** Light Coral
- **DMC 801** Dark Coffee Brown
- **DMC 3862** Dark Mocha Beige
- **DMC 809** Delft Blue