Preppy trail sign in a laurel wreath

Needlepoint pattern | 140 x 140 stitches | 14 x 14 in (35.6 x 35.6 cm) on 10 mesh | 22 colors



How to stitch it



1. Each square is one tent stitch, up at 1, down at 2. Lines in continental, right to left, the canvas upside down for the next row; wide areas in basketweave.
2. Cut 18 in of thread. Start and end it without a knot left behind.
3. Mark the middle of the canvas. It is the outlined square on page 2, column 70, row 70 (DMC 335): start there. Count threads, not holes.
4. Go on from it: picture first, background last. Gray squares are on two pages: stitch them once.
5. Last, two more rows all round, each stitch in the color it lies beside: the seam hides them.

First time? How to needlepoint: flossfield.com/needlepoint/guides/how-to-start/
How to read a chart: flossfield.com/needlepoint/guides/how-to-read-a-chart/

What you need

Canvas: blank mono canvas, 10 mesh (10 threads to the inch), cut 18.5 in square (47 cm).

Needle: blunt tapestry, size 18. Also masking tape for the cut edges, and small scissors.

Thread: pearl cotton size 3, 22 colors, about 44 skeins in all (an estimate). Stitch with 2 lengths together.

Make it a pillow: backing fabric, an insert the size of the stitching or an inch larger, and cord or piping for the edge. How to finish a pillow.

Thread list, DMC

			stitches	skeins
●	**823**	Dark Navy Blue	6,453	10
■	**BLANC**	White	2,511	4
▲	**955**	Light Nile Green	2,112	4
◆	**335**	Rose	1,671	3
▼	**309**	Ultra Very Dark Rose	1,089	2
★	**911**	Medium Emerald Green	1,088	3
❖	**3326**	Light Rose	1,020	2
X	**699**	Green	694	2
H	**906**	Medium Parrot Green	589	1
+	**819**	Light Baby Pink	588	1
=	**701**	Light Green	553	1
Z	**702**	Kelly Green	470	1
A	**803**	Ultra Very Dark Baby Blue	132	1
V	**433**	Medium Brown	94	1
T	**3706**	Medium Melon	87	1
N	**800**	Pale Delft Blue	84	1
S	**801**	Dark Coffee Brown	80	1
K	**435**	Very Light Brown	75	1
E	**437**	Light Tan	74	1
C	**899**	Medium Rose	56	1
P	**799**	Medium Delft Blue	44	1
U	**907**	Light Parrot Green	36	1

Skeins are estimates, with the two extra rows: the thread a stitch takes on the front and back of 10 mesh canvas, plus 30 percent, rounded up for each color.

Thread colors are approximate screen matches to DMC numbers. Check against real thread before you buy.

For your own stitching, gifts and handmade pieces you sell. Do not resell or share this PDF or copies of it.

Preppy trail sign in a laurel wreath Needlepoint pattern

Columns 1 to 74, rows 1 to 74. Start at the red outline

This page is the dark part of the chart



Key

- **DMC 823** Dark Navy Blue
- **DMC BLANC** White
- **DMC 955** Light Nile Green
- **DMC 335** Rose
- **DMC 309** Ultra Very Dark Rose
- **DMC 911** Medium Emerald Green
- **DMC 3326** Light Rose
- **DMC 699** Green
- **DMC 906** Medium Parrot Green
- **DMC 819** Light Baby Pink
- **DMC 701** Light Green
- **DMC 702** Kelly Green
- **DMC 803** Ultra Very Dark Baby Blue
- **DMC 433** Medium Brown
- **DMC 3706** Medium Melon
- **DMC 801** Dark Coffee Brown
- **DMC 435** Very Light Brown
- **DMC 437** Light Tan
- **DMC 899** Medium Rose
- **DMC 907** Light Parrot Green

Preppy trail sign in a laurel wreath Needlepoint pattern

Columns 75 to 140, rows 1 to 74. Gray squares: charted already, do not stitch again

This page is the dark part of the chart



Key

- DMC 823 Dark Navy Blue
- DMC BLANC White
- DMC 955 Light Nile Green
- DMC 335 Rose
- DMC 309 Ultra Very Dark Rose
- DMC 911 Medium Emerald Green
- DMC 3326 Light Rose
- DMC 699 Green
- DMC 906 Medium Parrot Green
- DMC 819 Light Baby Pink
- DMC 701 Light Green
- DMC 702 Kelly Green
- DMC 803 Ultra Very Dark Baby Blue
- DMC 433 Medium Brown
- DMC 3706 Medium Melon
- DMC 801 Dark Coffee Brown
- DMC 899 Medium Rose
- DMC 907 Light Parrot Green

Preppy trail sign in a laurel wreath Needlepoint pattern

Columns 1 to 74, rows 75 to 140. Gray squares: charted already, do not stitch again

This page is the dark part of the chart



Key

- **DMC 823** Dark Navy Blue
- **DMC BLANC** White
- **DMC 955** Light Nile Green
- **DMC 335** Rose
- **DMC 309** Ultra Very Dark Rose
- **DMC 911** Medium Emerald Green
- **DMC 3326** Light Rose
- **DMC 699** Green
- **DMC 906** Medium Parrot Green
- **DMC 819** Light Baby Pink
- **DMC 701** Light Green
- **DMC 803** Ultra Very Dark Baby Blue
- **DMC 433** Medium Brown
- **DMC 800** Pale Delft Blue
- **DMC 801** Dark Coffee Brown
- **DMC 435** Very Light Brown
- **DMC 437** Light Tan
- **DMC 899** Medium Rose
- **DMC 799** Medium Delft Blue
- **DMC 907** Light Parrot Green

Preppy trail sign in a laurel wreath Needlepoint pattern

Columns 75 to 140, rows 75 to 140. Gray squares: charted already, do not stitch again

This page is the dark part of the chart



Key

●	**DMC 823** Dark Navy Blue	❖	**DMC 3326** Light Rose	V	**DMC 433** Medium Brown
■	**DMC BLANC** White	X	**DMC 699** Green	N	**DMC 800** Pale Delft Blue
▲	**DMC 955** Light Nile Green	H	**DMC 906** Medium Parrot Green	S	**DMC 801** Dark Coffee Brown
◆	**DMC 335** Rose	+	**DMC 819** Light Baby Pink	C	**DMC 899** Medium Rose
▼	**DMC 309** Ultra Very Dark Rose	=	**DMC 701** Light Green	P	**DMC 799** Medium Delft Blue
★	**DMC 911** Medium Emerald Green	A	**DMC 803** Ultra Very Dark Baby Blue	U	**DMC 907** Light Parrot Green