Preppy Tudor rose

Needlepoint pattern | 140 x 140 stitches | 14 x 14 in (35.6 x 35.6 cm) on 10 mesh | 15 colors



How to stitch it



1. Each square is one tent stitch, up at 1, down at 2. Lines in continental, right to left, the canvas upside down for the next row; wide areas in basketweave.
2. Cut 18 in of thread. Start and end it without a knot left behind.
3. Mark the middle of the canvas. It is the outlined square on page 2, column 70, row 70 (DMC 704): start there. Count threads, not holes.
4. Go on from it: picture first, background last. Gray squares are on two pages: stitch them once.
5. Last, two more rows all round, each stitch in the color it lies beside: the seam hides them.

First time? How to needlepoint: flossfield.com/needlepoint/guides/how-to-start/
How to read a chart: flossfield.com/needlepoint/guides/how-to-read-a-chart/

What you need

Canvas: blank mono canvas, 10 mesh (10 threads to the inch), cut 18.5 in square (47 cm).

Needle: blunt tapestry, size 18. Also masking tape for the cut edges, and small scissors.

Thread: pearl cotton size 3, 15 colors, about 42 skeins in all (an estimate). Stitch with 2 lengths together.

Make it a pillow: backing fabric, an insert the size of the stitching or an inch larger, and cord or piping for the edge. How to finish a pillow.

Thread list, DMC

			stitches	skeins
●	**BLANC**	White	4,284	7
■	**823**	Dark Navy Blue	3,386	6
▲	**14**	Pale Apple Green	2,808	6
◆	**3804**	Dark Cyclamen Pink	2,672	5
▼	**702**	Kelly Green	1,760	4
★	**605**	Very Light Cranberry	1,334	3
❖	**890**	Ultra Dark Pistachio Green	1,112	2
X	**150**	Ultra Very Dark Dusty Rose	962	2
H	**963**	Ultra Very Light Dusty Rose	354	1
+	**604**	Light Cranberry	298	1
=	**703**	Chartreuse	222	1
Z	**725**	Medium Light Topaz	218	1
A	**700**	Bright Green	120	1
V	**782**	Dark Topaz	58	1
T	**704**	Bright Chartreuse	12	1

Skeins are estimates, with the two extra rows: the thread a stitch takes on the front and back of 10 mesh canvas, plus 30 percent, rounded up for each color.

Thread colors are approximate screen matches to DMC numbers. Check against real thread before you buy.

For your own stitching, gifts and handmade pieces you sell. Do not resell or share this PDF or copies of it.

Preppy Tudor rose Needlepoint pattern

Columns 1 to 74, rows 1 to 74. Start at the red outline

This page is the dark part of the chart



Key

- ● **DMC BLANC** White
- ■ **DMC 823** Dark Navy Blue
- ▲ **DMC 14** Pale Apple Green
- ◆ **DMC 3804** Dark Cyclamen Pink
- ▼ **DMC 702** Kelly Green
- ★ **DMC 605** Very Light Cranberry
- ❖ **DMC 890** Ultra Dark Pistachio Green
- X **DMC 150** Ultra Very Dark Dusty Rose
- H **DMC 963** Ultra Very Light Dusty Rose
- \+ **DMC 604** Light Cranberry
- = **DMC 703** Chartreuse
- Z **DMC 725** Medium Light Topaz
- A **DMC 700** Bright Green
- V **DMC 782** Dark Topaz
- T **DMC 704** Bright Chartreuse

Preppy Tudor rose Needlepoint pattern

Columns 75 to 140, rows 1 to 74. Gray squares: charted already, do not stitch again

This page is the dark part of the chart



Key

- ● **DMC BLANC** White
- ■ **DMC 823** Dark Navy Blue
- ▲ **DMC 14** Pale Apple Green
- ◆ **DMC 3804** Dark Cyclamen Pink
- ▼ **DMC 702** Kelly Green
- ★ **DMC 605** Very Light Cranberry
- ❖ **DMC 890** Ultra Dark Pistachio Green
- X **DMC 150** Ultra Very Dark Dusty Rose
- H **DMC 963** Ultra Very Light Dusty Rose
- \+ **DMC 604** Light Cranberry
- = **DMC 703** Chartreuse
- Z **DMC 725** Medium Light Topaz
- A **DMC 700** Bright Green
- V **DMC 782** Dark Topaz

Preppy Tudor rose Needlepoint pattern

Columns 1 to 74, rows 75 to 140. Gray squares: charted already, do not stitch again

This page is the dark part of the chart

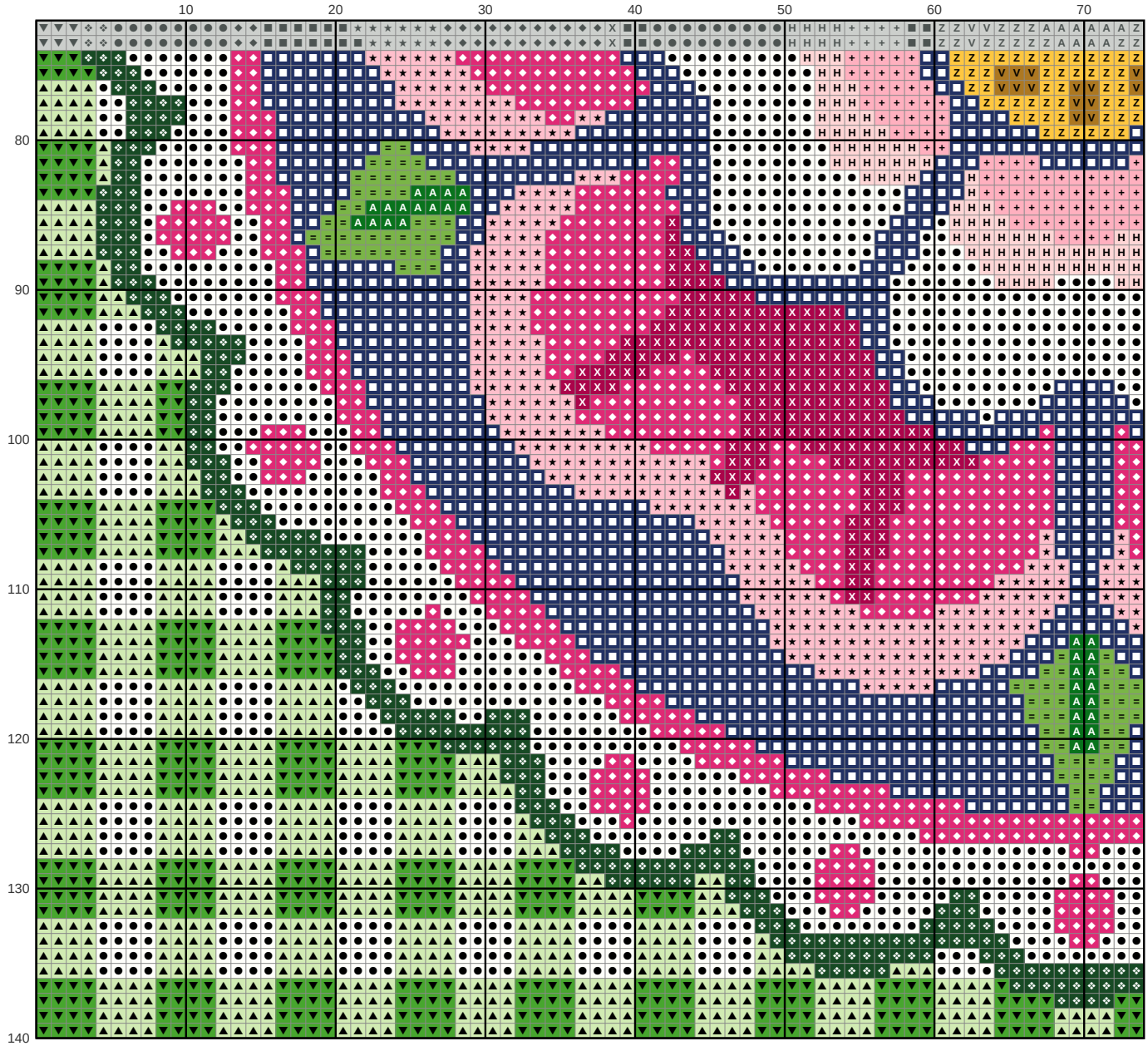

Key

- ● **DMC BLANC** White
- ■ **DMC 823** Dark Navy Blue
- ▲ **DMC 14** Pale Apple Green
- ◆ **DMC 3804** Dark Cyclamen Pink
- ▼ **DMC 702** Kelly Green
- ★ **DMC 605** Very Light Cranberry
- ❖ **DMC 890** Ultra Dark Pistachio Green
- X **DMC 150** Ultra Very Dark Dusty Rose
- H **DMC 963** Ultra Very Light Dusty Rose
- \+ **DMC 604** Light Cranberry
- = **DMC 703** Chartreuse
- Z **DMC 725** Medium Light Topaz
- A **DMC 700** Bright Green
- V **DMC 782** Dark Topaz

Preppy Tudor rose Needlepoint pattern

Columns 75 to 140, rows 75 to 140. Gray squares: charted already, do not stitch again

This page is the dark part of the chart

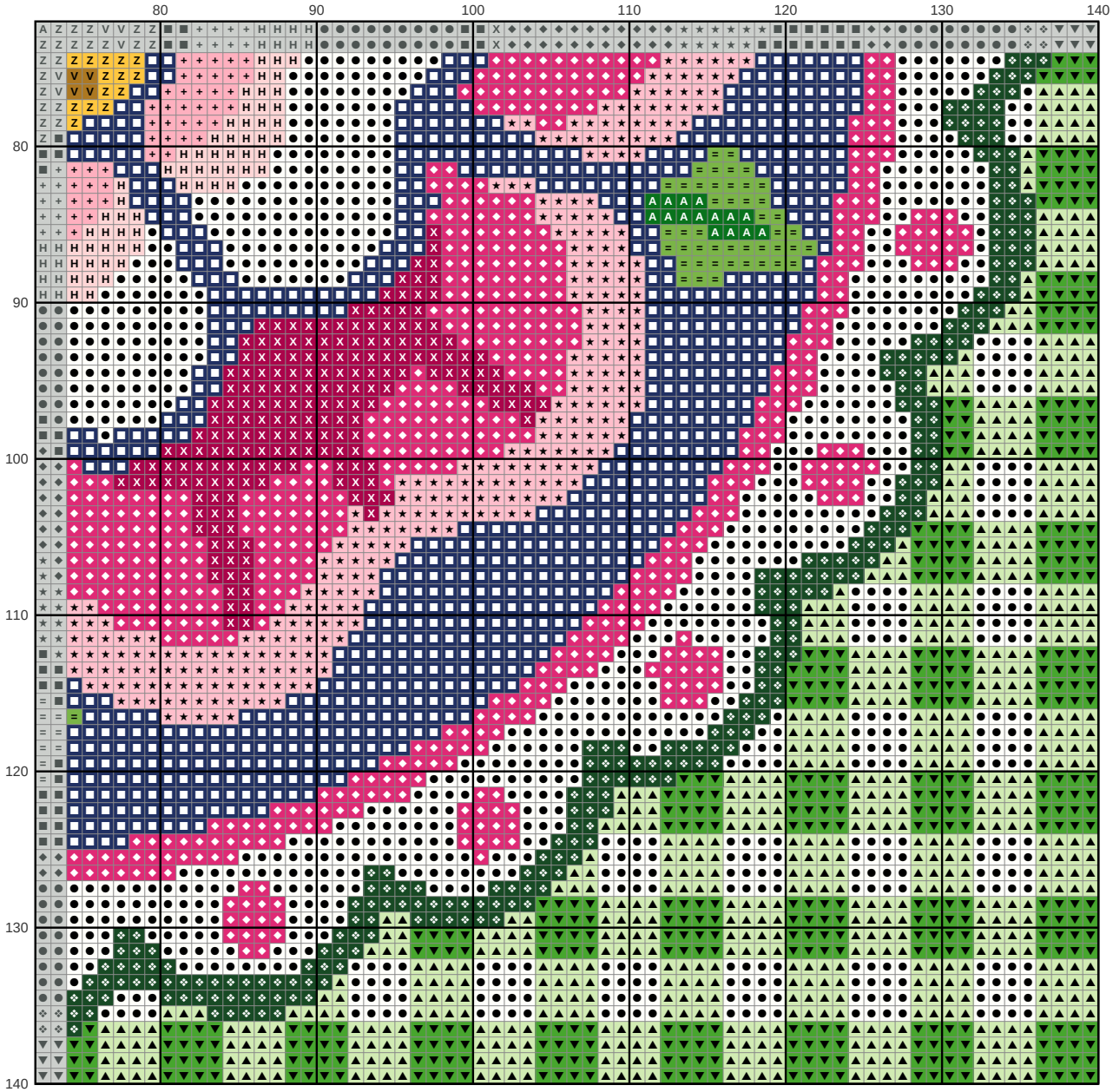

Key

- ● **DMC BLANC** White
- ■ **DMC 823** Dark Navy Blue
- ▲ **DMC 14** Pale Apple Green
- ◆ **DMC 3804** Dark Cyclamen Pink
- ▼ **DMC 702** Kelly Green
- ★ **DMC 605** Very Light Cranberry
- ❖ **DMC 890** Ultra Dark Pistachio Green
- X **DMC 150** Ultra Very Dark Dusty Rose
- H **DMC 963** Ultra Very Light Dusty Rose
- \+ **DMC 604** Light Cranberry
- = **DMC 703** Chartreuse
- Z **DMC 725** Medium Light Topaz
- A **DMC 700** Bright Green
- V **DMC 782** Dark Topaz