Preppy unicorn

Needlepoint pattern | 90 x 90 stitches | 5 x 5 in (12.7 x 12.7 cm) on 18 mesh | 17 colors



How to stitch it



1. Each square is one tent stitch, up at 1, down at 2. Lines in continental, right to left, the canvas upside down for the next row; wide areas in basketweave.
2. Cut 18 in of thread. Start and end it without a knot left behind.
3. Mark the middle of the canvas. It is the outlined square on page 2, column 45, row 45 (DMC 3753): start there. Count threads, not holes.
4. Go on from it: picture first, background last. Gray squares are on two pages: stitch them once.
5. Last, two more rows all round, each stitch in the color it lies beside: the opening's edge hides them.

First time? How to needlepoint: flossfield.com/needlepoint/guides/how-to-start/
How to read a chart: flossfield.com/needlepoint/guides/how-to-read-a-chart/

What you need

Canvas: blank mono canvas, 18 mesh (18 threads to the inch), cut 9.5 in square (24.1 cm).

Needle: blunt tapestry, size 22. Also masking tape for the cut edges, and small scissors.

Thread: six-strand floss, 17 colors, about 19 skeins in all (an estimate). Stitch with 4 strands (5 or 6 if canvas shows).

Fit it into a lid: the box or tray, acid-free board and backing. Measure the opening first.
How to fit it into a lid.

Thread list, DMC

			stitches	skeins
●	BLANC	White	2,242	2
□	699	Green	1,525	2
△	823	Dark Navy Blue	1,063	1
◆	703	Chartreuse	795	1
▼	702	Kelly Green	788	1
★	3806	Light Cyclamen Pink	495	1
❖	3804	Dark Cyclamen Pink	258	1
X	3753	Ultra Very Light Antique Blue	168	1
H	3716	Very Light Rose	164	1
+	3752	Very Light Antique Blue	122	1
=	3685	Very Dark Mauve	115	1
Z	932	Light Antique Blue	99	1
A	963	Ultra Very Light Dusty Rose	84	1
V	725	Medium Light Topaz	66	1
T	890	Ultra Dark Pistachio Green	50	1
N	782	Dark Topaz	36	1
S	704	Bright Chartreuse	30	1

Skeins are estimates, with the two extra rows: the thread a stitch takes on the front and back of 18 mesh canvas, plus 30 percent, rounded up for each color.

Thread colors are approximate screen matches to DMC numbers. Check against real thread before you buy.

For your own stitching, gifts and handmade pieces you sell. Do not resell or share this PDF or copies of it.

Preppy unicorn

Needlepoint pattern

Columns 1 to 49, rows 1 to 90. Start at the red outline

This page is the dark part of the chart

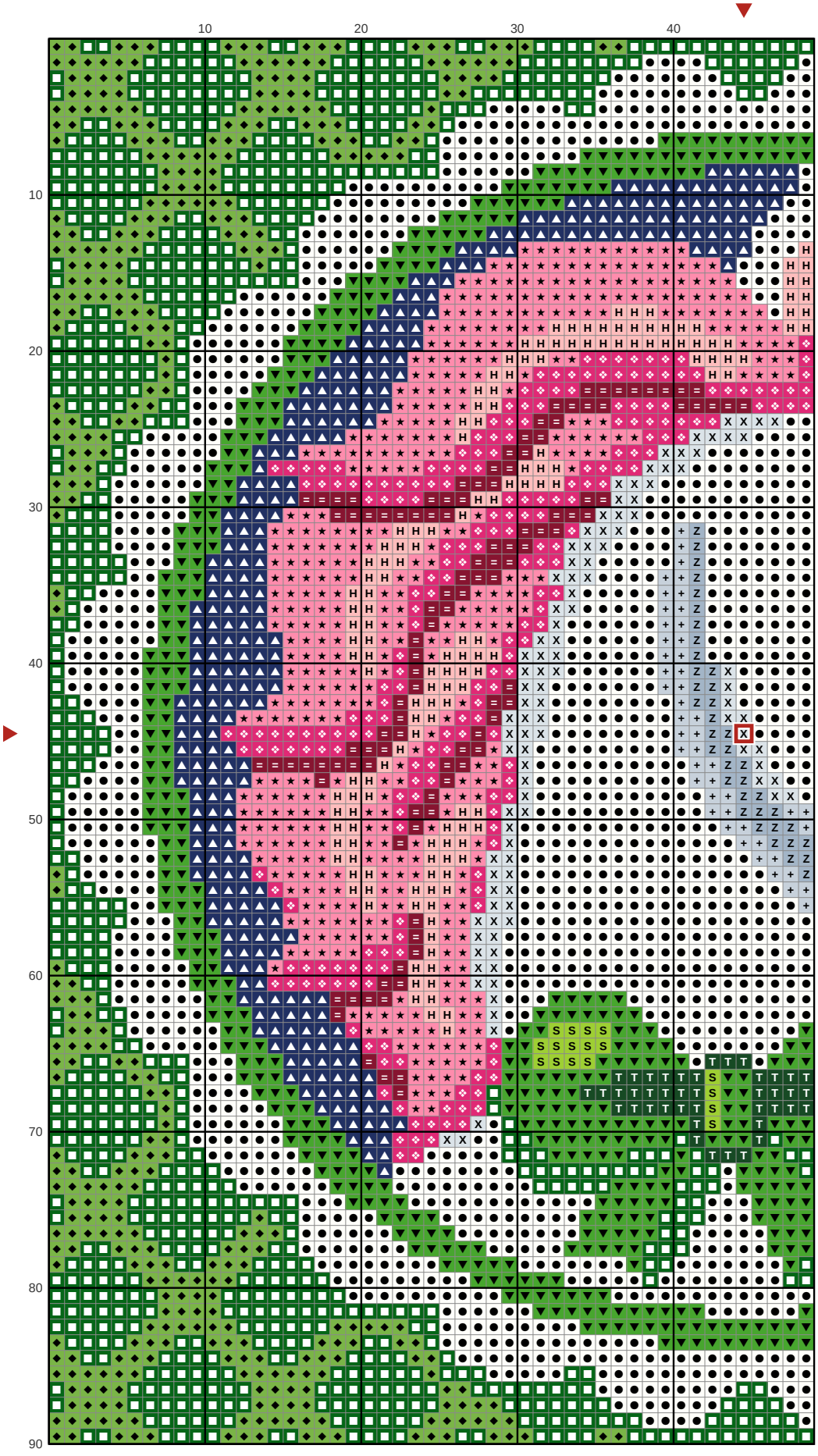

Key

- DMC BLANC — White
- DMC 699 — Green
- DMC 823 — Dark Navy Blue
- DMC 703 — Chartreuse
- DMC 702 — Kelly Green
- DMC 3806 — Light Cyclamen Pink
- DMC 3804 — Dark Cyclamen Pink
- DMC 3753 — Ultra Very Light Antique Blue
- DMC 3716 — Very Light Rose
- DMC 3752 — Very Light Antique Blue
- DMC 3685 — Very Dark Mauve
- DMC 932 — Light Antique Blue
- DMC 890 — Ultra Dark Pistachio Green
- DMC 704 — Bright Chartreuse

Preppy unicorn

Needlepoint pattern

Columns 50 to 90, rows 1 to 90. Gray squares: charted already, do not stitch again

This page is the dark part of the chart



Key

- ● **DMC BLANC** White
- ■ **DMC 699** Green
- ▲ **DMC 823** Dark Navy Blue
- ◆ **DMC 703** Chartreuse
- ▼ **DMC 702** Kelly Green
- ★ **DMC 3806** Light Cyclamen Pink
- ❖ **DMC 3804** Dark Cyclamen Pink
- X **DMC 3753** Ultra Very Light Antique Blue
- H **DMC 3716** Very Light Rose
- \+ **DMC 3752** Very Light Antique Blue
- Z **DMC 932** Light Antique Blue
- A **DMC 963** Ultra Very Light Dusty Rose
- V **DMC 725** Medium Light Topaz
- T **DMC 890** Ultra Dark Pistachio Green
- N **DMC 782** Dark Topaz
- S **DMC 704** Bright Chartreuse