Preppy white tiger on a pink cushion

Needlepoint pattern | 104 x 104 stitches | 8 x 8 in (20.3 x 20.3 cm) on 13 mesh | 18 colors



How to stitch it



1. Each square is one tent stitch, up at 1, down at 2. Lines in continental, right to left, the canvas upside down for the next row; wide areas in basketweave.
2. Cut 18 in of thread. Start and end it without a knot left behind.
3. Mark the middle of the canvas. It is the outlined square on page 2, column 52, row 52 (DMC 3841): start there. Count threads, not holes.
4. Go on from it: picture first, background last. Gray squares are on two pages: stitch them once.
5. Last, two more rows all round in DMC 602: the seam hides them.

First time? How to needlepoint: flossfield.com/needlepoint/guides/how-to-start/
How to read a chart: flossfield.com/needlepoint/guides/how-to-read-a-chart/

What you need

Canvas: blank mono canvas, 13 mesh (13 threads to the inch), cut 12.5 in square (31.8 cm).

Needle: blunt tapestry, size 20. Also masking tape for the cut edges, and small scissors.

Thread: six-strand floss, 18 colors, about 28 skeins in all (an estimate). Stitch with 7 strands (8 if canvas shows).

Make it a pillow: backing fabric, an insert the size of the stitching or an inch larger, and cord or piping for the edge. How to finish a pillow.

Thread list, DMC

			stitches	skeins
●	**BLANC**	White	2,615	4
□	**602**	Medium Cranberry	2,000	5
▲	**823**	Dark Navy Blue	1,088	2
◆	**3845**	Medium Bright Turquoise	1,068	2
▼	**3844**	Dark Bright Turquoise	830	2
★	**726**	Light Topaz	454	1
❖	**3325**	Light Baby Blue	437	1
X	**3841**	Pale Baby Blue	378	1
H	**703**	Chartreuse	377	1
+	**699**	Green	358	1
=	**701**	Light Green	330	1
Z	**600**	Very Dark Cranberry	201	1
A	**601**	Dark Cranberry	183	1
V	**604**	Light Cranberry	179	1
T	**334**	Medium Baby Blue	147	1
N	**907**	Light Parrot Green	87	1
S	**783**	Medium Topaz	44	1
K	**3846**	Light Bright Turquoise	40	1

Skeins are estimates, with the two extra rows: the thread a stitch takes on the front and back of 13 mesh canvas, plus 30 percent, rounded up for each color.

Thread colors are approximate screen matches to DMC numbers. Check against real thread before you buy.

For your own stitching, gifts and handmade pieces you sell. Do not resell or share this PDF or copies of it.

Preppy white tiger on a pink cushion

Needlepoint pattern

Columns 1 to 56, rows 1 to 104. Start at the red outline

This page is the dark part of the chart



Key

- **DMC BLANC** White
- **DMC 602** Medium Cranberry
- **DMC 823** Dark Navy Blue
- **DMC 3845** Medium Bright Turquoise
- **DMC 3844** Dark Bright Turquoise
- **DMC 726** Light Topaz
- **DMC 3325** Light Baby Blue
- **DMC 3841** Pale Baby Blue
- **DMC 703** Chartreuse
- **DMC 699** Green
- **DMC 600** Very Dark Cranberry
- **DMC 601** Dark Cranberry
- **DMC 604** Light Cranberry
- **DMC 334** Medium Baby Blue
- **DMC 783** Medium Topaz
- **DMC 3846** Light Bright Turquoise

Preppy white tiger on a pink cushion Needlepoint pattern

Columns 57 to 104, rows 1 to 104. Gray squares: charted already, do not stitch again

This page is the dark part of the chart



Key

- ● **DMC BLANC** White
- ■ **DMC 602** Medium Cranberry
- ▲ **DMC 823** Dark Navy Blue
- ◆ **DMC 3845** Medium Bright Turquoise
- ▼ **DMC 3844** Dark Bright Turquoise
- ★ **DMC 726** Light Topaz
- ❖ **DMC 3325** Light Baby Blue
- X **DMC 3841** Pale Baby Blue
- H **DMC 703** Chartreuse
- \+ **DMC 699** Green
- = **DMC 701** Light Green
- Z **DMC 600** Very Dark Cranberry
- A **DMC 601** Dark Cranberry
- V **DMC 604** Light Cranberry
- T **DMC 334** Medium Baby Blue
- N **DMC 907** Light Parrot Green
- S **DMC 783** Medium Topaz