Preppy witch in striped stockings

Needlepoint pattern | 90 x 126 stitches | 5 x 7 in (12.7 x 17.8 cm) on 18 mesh | 20 colors



How to stitch it



1. Each square is one tent stitch, up at 1, down at 2. Lines in continental, right to left, the canvas upside down for the next row; wide areas in basketweave.
2. Cut 18 in of thread. Start and end it without a knot left behind.
3. Mark the middle of the canvas. It is the outlined square on page 2, column 45, row 63 (DMC 727): start there. Count threads, not holes.
4. Go on from it: picture first, background last. Gray squares are on two pages: stitch them once.
5. When it is done, block it square.

First time? How to needlepoint: flossfield.com/needlepoint/guides/how-to-start/
How to read a chart: flossfield.com/needlepoint/guides/how-to-read-a-chart/

What you need

Canvas: blank mono canvas, 18 mesh (18 threads to the inch), cut 9 in wide x 11 in high (22.9 x 27.9 cm).

Needle: blunt tapestry, size 22. Also masking tape for the cut edges, and small scissors.

Thread: six-strand floss, 20 colors, about 24 skeins in all (an estimate). Stitch with 4 strands (5 or 6 if canvas shows).

Frame it: acid-free board and a frame.
How to frame needlepoint.

Thread list, DMC

			stitches	skeins				stitches	skeins
●	**823**	Dark Navy Blue	4,707	4	=	**801**	Dark Coffee Brown	219	1
■	**3078**	Very Light Golden Yellow	1,393	2	Z	**3772**	Very Dark Desert Sand	177	1
▲	**602**	Medium Cranberry	998	1	A	**434**	Light Brown	175	1
◆	**700**	Bright Green	819	1	V	**321**	Red	124	1
▼	**BLANC**	White	536	1	T	**312**	Very Dark Baby Blue	87	1
★	**436**	Tan	416	1	N	**741**	Medium Tangerine	82	1
❖	**703**	Chartreuse	372	1	S	**632**	Ultra Very Dark Desert Sand	73	1
X	**3371**	Black Brown	359	1	K	**3753**	Ultra Very Light Antique Blue	71	1
H	**150**	Ultra Very Dark Dusty Rose	349	1	E	**970**	Light Pumpkin	63	1
+	**727**	Very Light Topaz	282	1	C	**604**	Light Cranberry	38	1

Skeins are estimates: the thread a stitch takes on the front and back of 18 mesh canvas, plus 30 percent, rounded up for each color.
Thread colors are approximate screen matches to DMC numbers. Check against real thread before you buy.
For your own stitching, gifts and handmade pieces you sell. Do not resell or share this PDF or copies of it.

Preppy witch in striped stockings

Needlepoint pattern

Columns 1 to 90, rows 1 to 67. Start at the red outline

This page is the dark part of the chart



Key

- **DMC 823** Dark Navy Blue
- **DMC 3078** Very Light Golden Yellow
- **DMC 602** Medium Cranberry
- **DMC 700** Bright Green
- **DMC BLANC** White
- **DMC 436** Tan
- **DMC 703** Chartreuse
- **DMC 3371** Black Brown
- **DMC 150** Ultra Very Dark Dusty Rose
- **DMC 727** Very Light Topaz
- **DMC 801** Dark Coffee Brown
- **DMC 3772** Very Dark Desert Sand
- **DMC 434** Light Brown
- **DMC 321** Red
- **DMC 312** Very Dark Baby Blue
- **DMC 632** Ultra Very Dark Desert Sand
- **DMC 604** Light Cranberry

Preppy witch in striped stockings

Needlepoint pattern

Columns 1 to 90, rows 68 to 126. Gray squares: charted already, do not stitch again

This page is the dark part of the chart



Key

- **DMC 823** Dark Navy Blue
- **DMC 3078** Very Light Golden Yellow
- **DMC 602** Medium Cranberry
- **DMC 700** Bright Green
- **DMC BLANC** White
- **DMC 436** Tan
- **DMC 703** Chartreuse
- **DMC 3371** Black Brown
- **DMC 150** Ultra Very Dark Dusty Rose
- **DMC 727** Very Light Topaz
- **DMC 801** Dark Coffee Brown
- **DMC 434** Light Brown
- **DMC 741** Medium Tangerine
- **DMC 3753** Ultra Very Light Antique Blue
- **DMC 970** Light Pumpkin
- **DMC 604** Light Cranberry