XO pillow, tic-tac-toe in pink and red

Needlepoint pattern | 160 x 160 stitches | 16 x 16 in (40.6 x 40.6 cm) on 10 mesh | 16 colors



How to stitch it



1. Each square is one tent stitch, up at 1, down at 2. Lines in continental, right to left, the canvas upside down for the next row; wide areas in basketweave.
2. Cut 18 in of thread. Start and end it without a knot left behind.
3. Mark the middle of the canvas. It is the outlined square on page 5, column 80, row 80 (DMC 725): start there. Count threads, not holes.
4. Go on from it: picture first, background last. Gray squares are on two pages: stitch them once.
5. Last, two more rows all round in DMC 321: the seam hides them.

First time? How to needlepoint: flossfield.com/needlepoint/guides/how-to-start/
How to read a chart: flossfield.com/needlepoint/guides/how-to-read-a-chart/

What you need

Canvas: blank mono canvas, 10 mesh (10 threads to the inch), cut 20.5 in square (52.1 cm).

Needle: blunt tapestry, size 18. Also masking tape for the cut edges, and small scissors.

Thread: pearl cotton size 3, 16 colors, about 48 skeins in all (an estimate). Stitch with 2 lengths together.

Make it a pillow: backing fabric, an insert the size of the stitching or an inch larger, and cord or piping for the edge. How to finish a pillow.

Thread list, DMC

			stitches	skeins
●	BLANC	White	8,410	13
■	605	Very Light Cranberry	4,203	7
▲	603	Cranberry	2,358	4
◆	321	Red	2,010	5
▼	666	Bright Red	1,810	3
★	3805	Cyclamen Pink	1,802	3
❖	3806	Light Cyclamen Pink	1,558	3
X	963	Ultra Very Light Dusty Rose	977	2
H	498	Dark Red	474	1
+	814	Dark Garnet	471	1
=	3705	Dark Melon	424	1
Z	3804	Dark Cyclamen Pink	424	1
A	150	Ultra Very Dark Dusty Rose	245	1
V	725	Medium Light Topaz	218	1
T	783	Medium Topaz	110	1
N	780	Ultra Very Dark Topaz	106	1

Skeins are estimates, with the two extra rows: the thread a stitch takes on the front and back of 10 mesh canvas, plus 30 percent, rounded up for each color.

Thread colors are approximate screen matches to DMC numbers. Check against real thread before you buy.

For your own stitching, gifts and handmade pieces you sell. Do not resell or share this PDF or copies of it.

XO pillow, tic-tac-toe in pink and red

Needlepoint pattern

Columns 1 to 84, rows 1 to 69

This page is the dark part of the chart



Key

- ● **DMC BLANC** White
- ■ **DMC 605** Very Light Cranberry
- ▲ **DMC 603** Cranberry
- ◆ **DMC 321** Red
- ▼ **DMC 666** Bright Red
- ★ **DMC 3805** Cyclamen Pink
- ❖ **DMC 3806** Light Cyclamen Pink
- X **DMC 963** Ultra Very Light Dusty Rose
- H **DMC 498** Dark Red
- \+ **DMC 814** Dark Garnet
- = **DMC 3705** Dark Melon

XO pillow, tic-tac-toe in pink and red

Needlepoint pattern

Columns 85 to 160, rows 1 to 69. Gray squares: charted already, do not stitch again

This page is the dark part of the chart

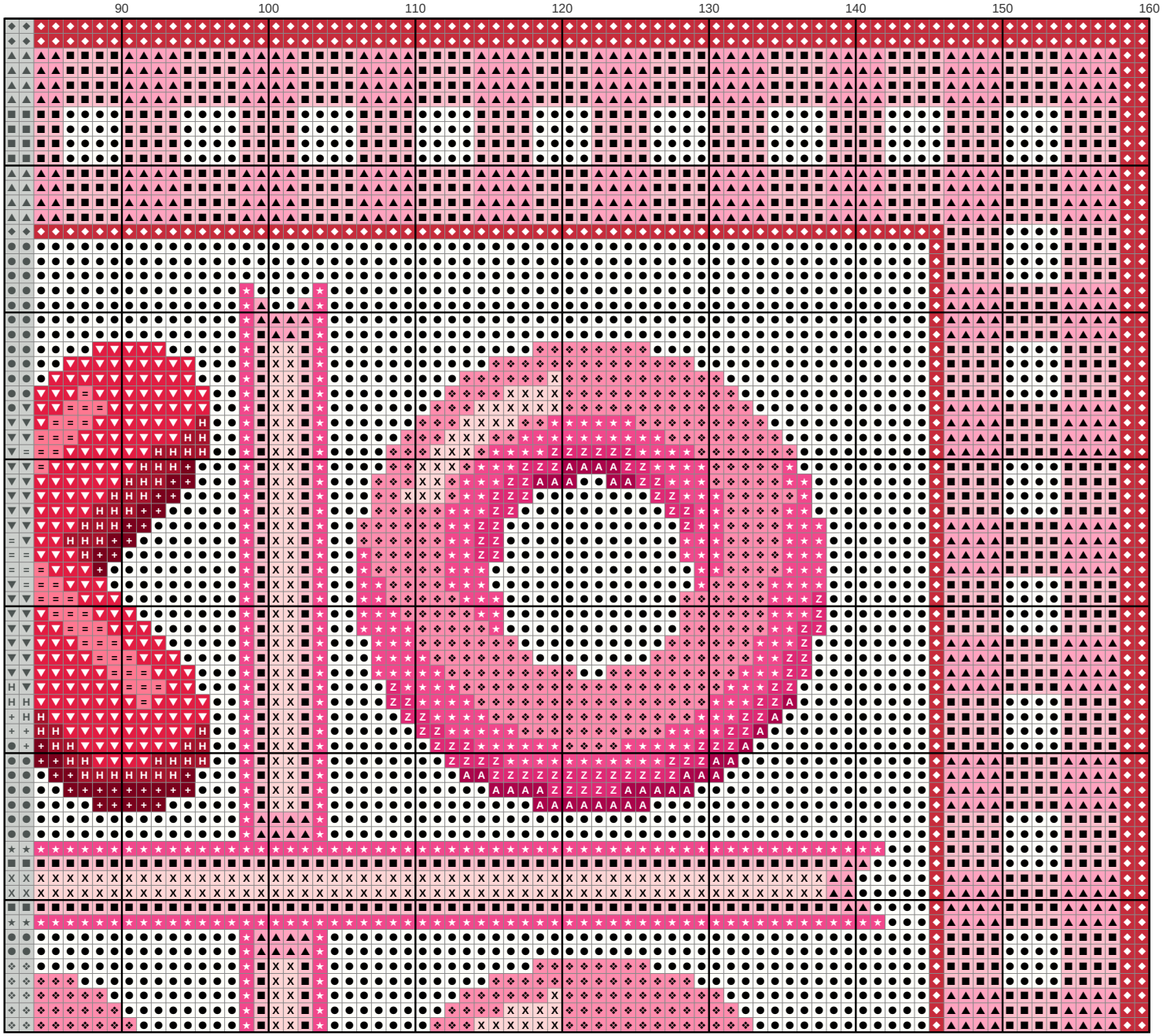

Key

- ● **DMC BLANC** White
- ■ **DMC 605** Very Light Cranberry
- ▲ **DMC 603** Cranberry
- ◆ **DMC 321** Red
- ▼ **DMC 666** Bright Red
- ★ **DMC 3805** Cyclamen Pink
- ❖ **DMC 3806** Light Cyclamen Pink
- X **DMC 963** Ultra Very Light Dusty Rose
- H **DMC 498** Dark Red
- \+ **DMC 814** Dark Garnet
- = **DMC 3705** Dark Melon
- Z **DMC 3804** Dark Cyclamen Pink
- A **DMC 150** Ultra Very Dark Dusty Rose

XO pillow, tic-tac-toe in pink and red Needlepoint pattern

Columns 1 to 54, rows 70 to 160. Gray squares: charted already, do not stitch again

This page is the dark part of the chart



Key

- ● **DMC BLANC** White
- ■ **DMC 605** Very Light Cranberry
- ▲ **DMC 603** Cranberry
- ◆ **DMC 321** Red
- ▼ **DMC 666** Bright Red
- ★ **DMC 3805** Cyclamen Pink
- ❖ **DMC 3806** Light Cyclamen Pink
- X **DMC 963** Ultra Very Light Dusty Rose
- H **DMC 498** Dark Red
- \+ **DMC 814** Dark Garnet
- = **DMC 3705** Dark Melon
- Z **DMC 3804** Dark Cyclamen Pink
- A **DMC 150** Ultra Very Dark Dusty Rose
- V **DMC 725** Medium Light Topaz
- T **DMC 783** Medium Topaz
- N **DMC 780** Ultra Very Dark Topaz

XO pillow, tic-tac-toe in pink and red

Needlepoint pattern

Columns 55 to 107, rows 70 to 160. Start at the red outline. Gray squares: charted already, do not stitch again

This page is the dark part of the chart

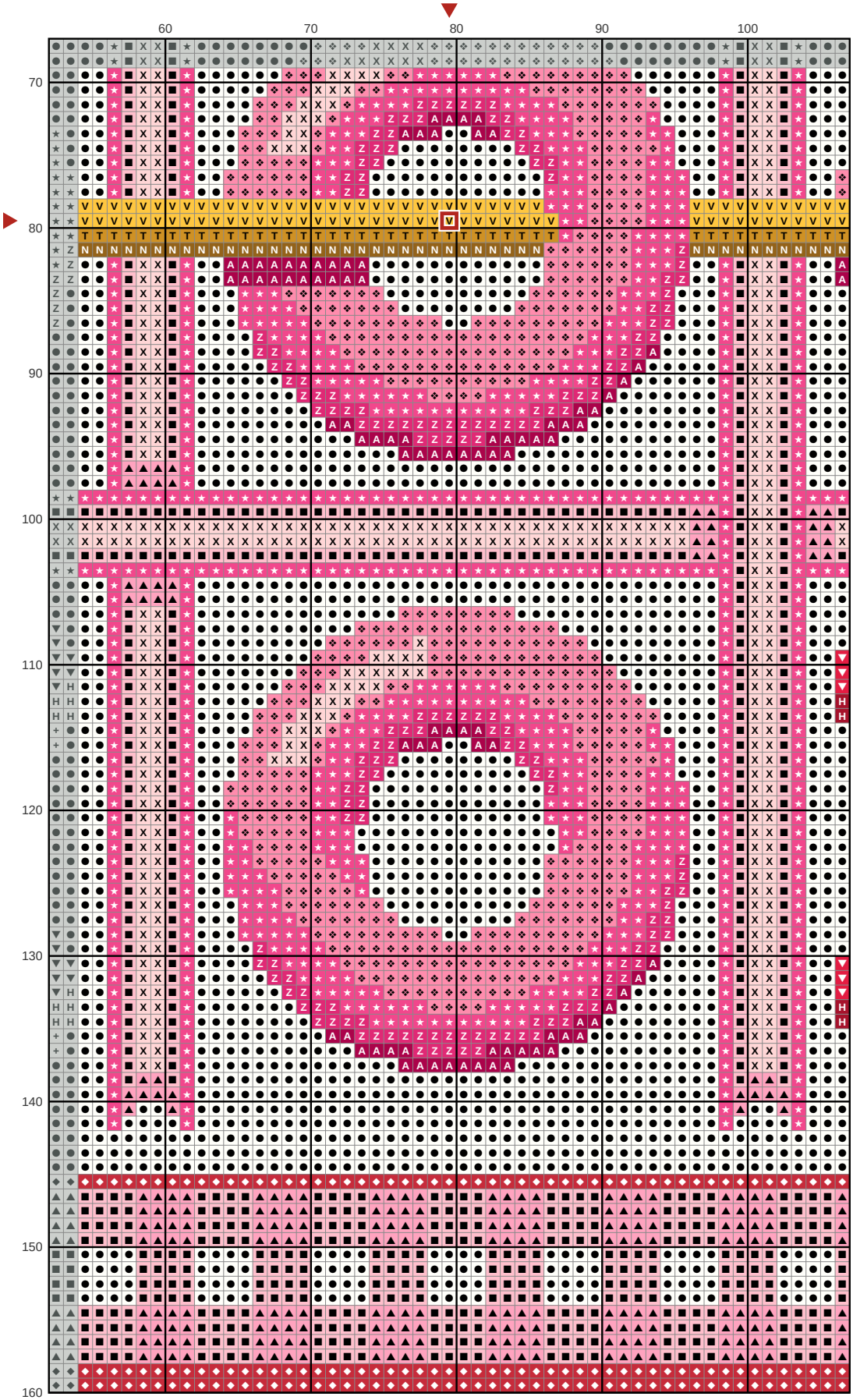

Key

- ● **DMC BLANC** White
- ■ **DMC 605** Very Light Cranberry
- ▲ **DMC 603** Cranberry
- ◆ **DMC 321** Red
- ▼ **DMC 666** Bright Red
- ★ **DMC 3805** Cyclamen Pink
- ❖ **DMC 3806** Light Cyclamen Pink
- X **DMC 963** Ultra Very Light Dusty Rose
- H **DMC 498** Dark Red
- Z **DMC 3804** Dark Cyclamen Pink
- A **DMC 150** Ultra Very Dark Dusty Rose
- V **DMC 725** Medium Light Topaz
- T **DMC 783** Medium Topaz
- N **DMC 780** Ultra Very Dark Topaz

XO pillow, tic-tac-toe in pink and red Needlepoint pattern

Columns 108 to 160, rows 70 to 160. Gray squares: charted already, do not stitch again

This page is the dark part of the chart



Key

- ● **DMC BLANC** White
- ■ **DMC 605** Very Light Cranberry
- ▲ **DMC 603** Cranberry
- ◆ **DMC 321** Red
- ▼ **DMC 666** Bright Red
- ★ **DMC 3805** Cyclamen Pink
- ❖ **DMC 3806** Light Cyclamen Pink
- X **DMC 963** Ultra Very Light Dusty Rose
- H **DMC 498** Dark Red
- \+ **DMC 814** Dark Garnet
- = **DMC 3705** Dark Melon
- Z **DMC 3804** Dark Cyclamen Pink
- A **DMC 150** Ultra Very Dark Dusty Rose
- V **DMC 725** Medium Light Topaz
- T **DMC 783** Medium Topaz
- N **DMC 780** Ultra Very Dark Topaz