Preppy yellow Labrador in hydrangeas

Needlepoint pattern | 140 x 140 stitches | 14 x 14 in (35.6 x 35.6 cm) on 10 mesh | 24 colors



How to stitch it



1. Each square is one tent stitch, up at 1, down at 2. Lines in continental, right to left, the canvas upside down for the next row; wide areas in basketweave.
2. Cut 18 in of thread. Start and end it without a knot left behind.
3. Mark the middle of the canvas. It is the outlined square on page 2, column 70, row 70 (DMC 3833): start there. Count threads, not holes.
4. Go on from it: picture first, background last. Gray squares are on two pages: stitch them once.
5. Last, two more rows all round, each stitch in the color it lies beside: the seam hides them.

First time? How to needlepoint: flossfield.com/needlepoint/guides/how-to-start/
How to read a chart: flossfield.com/needlepoint/guides/how-to-read-a-chart/

What you need

Canvas: blank mono canvas, 10 mesh (10 threads to the inch), cut 18.5 in square (47 cm).

Needle: blunt tapestry, size 18. Also masking tape for the cut edges, and small scissors.

Thread: pearl cotton size 3, 24 colors, about 44 skeins in all (an estimate). Stitch with 2 lengths together.

Make it a pillow: backing fabric, an insert the size of the stitching or an inch larger, and cord or piping for the edge. How to finish a pillow.

Thread list, DMC

			stitches	skeins
●	**699**	Green	3,248	5
■	**605**	Very Light Cranberry	3,006	6
▲	**602**	Medium Cranberry	2,228	5
◆	**BLANC**	White	2,197	4
▼	**701**	Light Green	1,273	2
★	**3855**	Light Autumn Gold	1,207	2
❖	**436**	Tan	917	2
X	**797**	Royal Blue	793	2
H	**775**	Very Light Baby Blue	661	1
+	**334**	Medium Baby Blue	639	1
=	**739**	Ultra Very Light Tan	560	1
Z	**3755**	Baby Blue	410	1
A	**434**	Light Brown	391	1
V	**600**	Very Dark Cranberry	364	1
T	**3833**	Light Raspberry	327	1
N	**333**	Very Dark Blue Violet	293	1
S	**3371**	Black Brown	222	1
K	**745**	Light Pale Yellow	195	1
E	**3747**	Very Light Blue Violet	173	1
C	**703**	Chartreuse	152	1
P	**704**	Bright Chartreuse	135	1
U	**801**	Dark Coffee Brown	122	1
L	**340**	Medium Blue Violet	51	1
2	**746**	Off White	36	1

Skeins are estimates, with the two extra rows: the thread a stitch takes on the front and back of 10 mesh canvas, plus 30 percent, rounded up for each color.

Thread colors are approximate screen matches to DMC numbers. Check against real thread before you buy.

For your own stitching, gifts and handmade pieces you sell. Do not resell or share this PDF or copies of it.

Preppy yellow Labrador in hydrangeas

Needlepoint pattern

Columns 1 to 74, rows 1 to 74. Start at the red outline

This page is the dark part of the chart



Key

- DMC 699 Green
- DMC 605 Very Light Cranberry
- DMC 602 Medium Cranberry
- DMC BLANC White
- DMC 701 Light Green
- DMC 3855 Light Autumn Gold
- DMC 436 Tan
- DMC 739 Ultra Very Light Tan
- DMC 434 Light Brown
- DMC 3833 Light Raspberry
- DMC 333 Very Dark Blue Violet
- DMC 3371 Black Brown
- DMC 703 Chartreuse
- DMC 704 Bright Chartreuse
- DMC 801 Dark Coffee Brown
- DMC 340 Medium Blue Violet

Preppy yellow Labrador in hydrangeas Needlepoint pattern

Columns 75 to 140, rows 1 to 74. Gray squares: charted already, do not stitch again

This page is the dark part of the chart



Key

- **DMC 699** Green
- **DMC 605** Very Light Cranberry
- **DMC 602** Medium Cranberry
- **DMC BLANC** White
- **DMC 701** Light Green
- **DMC 3855** Light Autumn Gold
- **DMC 436** Tan
- **DMC 739** Ultra Very Light Tan
- **DMC 434** Light Brown
- **DMC 3833** Light Raspberry
- **DMC 333** Very Dark Blue Violet
- **DMC 3371** Black Brown
- **DMC 703** Chartreuse
- **DMC 704** Bright Chartreuse
- **DMC 801** Dark Coffee Brown

Preppy yellow Labrador in hydrangeas

Needlepoint pattern

Columns 1 to 74, rows 75 to 140. Gray squares: charted already, do not stitch again

This page is the dark part of the chart



Key

- DMC 699 Green
- DMC 605 Very Light Cranberry
- DMC 602 Medium Cranberry
- DMC BLANC White
- DMC 701 Light Green
- DMC 3855 Light Autumn Gold
- DMC 436 Tan
- DMC 797 Royal Blue
- DMC 775 Very Light Baby Blue
- DMC 334 Medium Baby Blue
- DMC 739 Ultra Very Light Tan
- DMC 3755 Baby Blue
- DMC 434 Light Brown
- DMC 600 Very Dark Cranberry
- DMC 3833 Light Raspberry
- DMC 3371 Black Brown
- DMC 745 Light Pale Yellow
- DMC 703 Chartreuse
- DMC 704 Bright Chartreuse
- DMC 801 Dark Coffee Brown
- DMC 746 Off White

Preppy yellow Labrador in hydrangeas Needlepoint pattern

Columns 75 to 140, rows 75 to 140. Gray squares: charted already, do not stitch again

This page is the dark part of the chart



Key

- **DMC 699** Green
- **DMC 605** Very Light Cranberry
- **DMC 602** Medium Cranberry
- **DMC BLANC** White
- **DMC 701** Light Green
- **DMC 3855** Light Autumn Gold
- **DMC 436** Tan
- **DMC 797** Royal Blue
- **DMC 775** Very Light Baby Blue
- **DMC 334** Medium Baby Blue
- **DMC 739** Ultra Very Light Tan
- **DMC 3755** Baby Blue
- **DMC 434** Light Brown
- **DMC 600** Very Dark Cranberry
- **DMC 3833** Light Raspberry
- **DMC 333** Very Dark Blue Violet
- **DMC 3371** Black Brown
- **DMC 745** Light Pale Yellow
- **DMC 3747** Very Light Blue Violet
- **DMC 703** Chartreuse
- **DMC 704** Bright Chartreuse
- **DMC 340** Medium Blue Violet
- **DMC 746** Off White