Preppy yin and yang

Needlepoint pattern | 104 x 104 stitches | 8 x 8 in (20.3 x 20.3 cm) on 13 mesh | 15 colors



How to stitch it



1. Each square is one tent stitch, up at 1, down at 2. Lines in continental, right to left, the canvas upside down for the next row; wide areas in basketweave.
2. Cut 18 in of thread. Start and end it without a knot left behind.
3. Mark the middle of the canvas. It is the outlined square on page 2, column 52, row 52 (DMC 3841): start there. Count threads, not holes.
4. Go on from it: picture first, background last. Gray squares are on two pages: stitch them once.
5. Last, two more rows all round in DMC 699: the seam hides them.

First time? How to needlepoint: flossfield.com/needlepoint/guides/how-to-start/
How to read a chart: flossfield.com/needlepoint/guides/how-to-read-a-chart/

What you need

Canvas: blank mono canvas, 13 mesh (13 threads to the inch), cut 12.5 in square (31.8 cm).

Needle: blunt tapestry, size 20. Also masking tape for the cut edges, and small scissors.

Thread: six-strand floss, 15 colors, about 25 skeins in all (an estimate). Stitch with 7 strands (8 if canvas shows).

Make it a pillow: backing fabric, an insert the size of the stitching or an inch larger, and cord or piping for the edge. How to finish a pillow.

Thread list, DMC

			stitches	skeins
●	**BLANC**	White	2,170	4
■	**702**	Kelly Green	1,722	3
▲	**823**	Dark Navy Blue	1,366	2
◆	**963**	Ultra Very Light Dusty Rose	1,160	2
▼	**699**	Green	976	3
★	**3706**	Medium Melon	948	2
❖	**725**	Medium Light Topaz	578	1
X	**783**	Medium Topaz	465	1
H	**782**	Dark Topaz	319	1
+	**322**	Dark Baby Blue	308	1
=	**3841**	Pale Baby Blue	288	1
Z	**727**	Very Light Topaz	200	1
A	**797**	Royal Blue	136	1
V	**3755**	Baby Blue	111	1
T	**704**	Bright Chartreuse	69	1

Skeins are estimates, with the two extra rows: the thread a stitch takes on the front and back of 13 mesh canvas, plus 30 percent, rounded up for each color.

Thread colors are approximate screen matches to DMC numbers. Check against real thread before you buy.

For your own stitching, gifts and handmade pieces you sell. Do not resell or share this PDF or copies of it.

Preppy yin and yang

Needlepoint pattern

Columns 1 to 56, rows 1 to 104. Start at the red outline

This page is the dark part of the chart

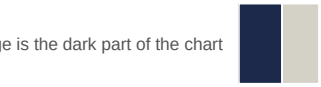



Key

- DMC BLANC — White
- DMC 702 — Kelly Green
- DMC 823 — Dark Navy Blue
- DMC 963 — Ultra Very Light Dusty Rose
- DMC 699 — Green
- DMC 3706 — Medium Melon
- DMC 725 — Medium Light Topaz
- DMC 783 — Medium Topaz
- DMC 782 — Dark Topaz
- DMC 322 — Dark Baby Blue
- DMC 3841 — Pale Baby Blue
- DMC 727 — Very Light Topaz
- DMC 797 — Royal Blue
- DMC 3755 — Baby Blue
- DMC 704 — Bright Chartreuse

Preppy yin and yang

Needlepoint pattern

Columns 57 to 104, rows 1 to 104. Gray squares: charted already, do not stitch again

This page is the dark part of the chart



Key

- ● **DMC BLANC** White
- ■ **DMC 702** Kelly Green
- ▲ **DMC 823** Dark Navy Blue
- ◆ **DMC 963** Ultra Very Light Dusty Rose
- ▼ **DMC 699** Green
- ★ **DMC 3706** Medium Melon
- ❖ **DMC 725** Medium Light Topaz
- X **DMC 783** Medium Topaz
- H **DMC 782** Dark Topaz
- \+ **DMC 322** Dark Baby Blue
- = **DMC 3841** Pale Baby Blue
- Z **DMC 727** Very Light Topaz
- A **DMC 797** Royal Blue
- T **DMC 704** Bright Chartreuse