# Snowy pine forest backgammon board

Needlepoint pattern | 160 x 120 stitches | 16 x 12 in (40.6 x 30.5 cm) on 10 mesh | 17 colors



## Thread key, DMC

| | | | stitches | yards | skeins |
|---|---|---|---|---|---|
| ● | **931** | Medium Antique Blue | 6,581 | 82 | 10 |
| ■ | **3865** | Winter White | 3,119 | 39 | 5 |
| ▲ | **3841** | Pale Baby Blue | 1,970 | 25 | 3 |
| ◆ | **898** | Very Dark Coffee Brown | 1,834 | 23 | 3 |
| ▼ | **500** | Very Dark Blue Green | 1,530 | 19 | 3 |
| ★ | **501** | Dark Blue Green | 1,374 | 17 | 3 |
| ❖ | **433** | Medium Brown | 856 | 11 | 2 |
| X | **435** | Very Light Brown | 758 | 10 | 2 |
| O | **502** | Blue Green | 362 | 5 | 1 |
| + | **321** | Red | 280 | 4 | 1 |
| = | **815** | Medium Garnet | 154 | 2 | 1 |
| Z | **739** | Ultra Very Light Tan | 120 | 2 | 1 |
| A | **436** | Tan | 106 | 2 | 1 |
| V | **745** | Light Pale Yellow | 58 | 1 | 1 |
| T | **3854** | Medium Autumn Gold | 46 | 1 | 1 |
| N | **932** | Light Antique Blue | 38 | 1 | 1 |
| S | **3371** | Black Brown | 14 | 1 | 1 |

One chart square is one tent stitch over one canvas intersection.

Cut the canvas at least 20 x 16 in (50.8 x 40.6 cm) for 10 mesh: the design and 2 in (5.1 cm) of margin on every side.

19,200 stitches in all. Start from the center: a red arrow above the chart marks the center column, and one to the left of it the center row. The arrows are on the pages those lines cross.

The chart is divided evenly over 4 pages. Pages 2, 3, 4 and 5 are turned on their side, for a part that is wider than it is tall. Where chart pages join, gray squares repeat two rows or columns. The small picture at the top of each chart page shows which part it is.

Thread: pearl cotton size 3, 2 strands in the needle on 10 mesh, about 40 skeins of 16.4 yd in all. Or six-strand floss, 8 to 10 strands, about 56 skeins of 8.7 yd; or tapestry wool, 1 strand, about 39 skeins of 8.7 yd; or Persian wool, 3 strands, about 42 skeins of 8 yd. Wool is numbered differently: match it by eye. Needle: tapestry, size 16 or 18.

Yards and skeins are estimates: the thread a stitch takes on the front and back of 10 mesh canvas, plus 30 percent, rounded up for each color (about 245 yards in all, as the thread lies in the needle).

Thread colors are approximate screen matches to DMC numbers. Check against real thread before you buy.

When it is stitched: also have a finisher, or the fabric and cord to make it up yourself. Ask before you stitch the edge: some finishes take extra rows. "Ways to finish needlepoint" is a guide linked from this pattern's page.

For your own stitching, gifts and handmade pieces you sell. Do not resell or share this PDF.

# Snowy pine forest backgammon board

Needlepoint pattern

Chart 1 of 4: columns 1 to 80, rows 1 to 60

This page is the dark part of the chart

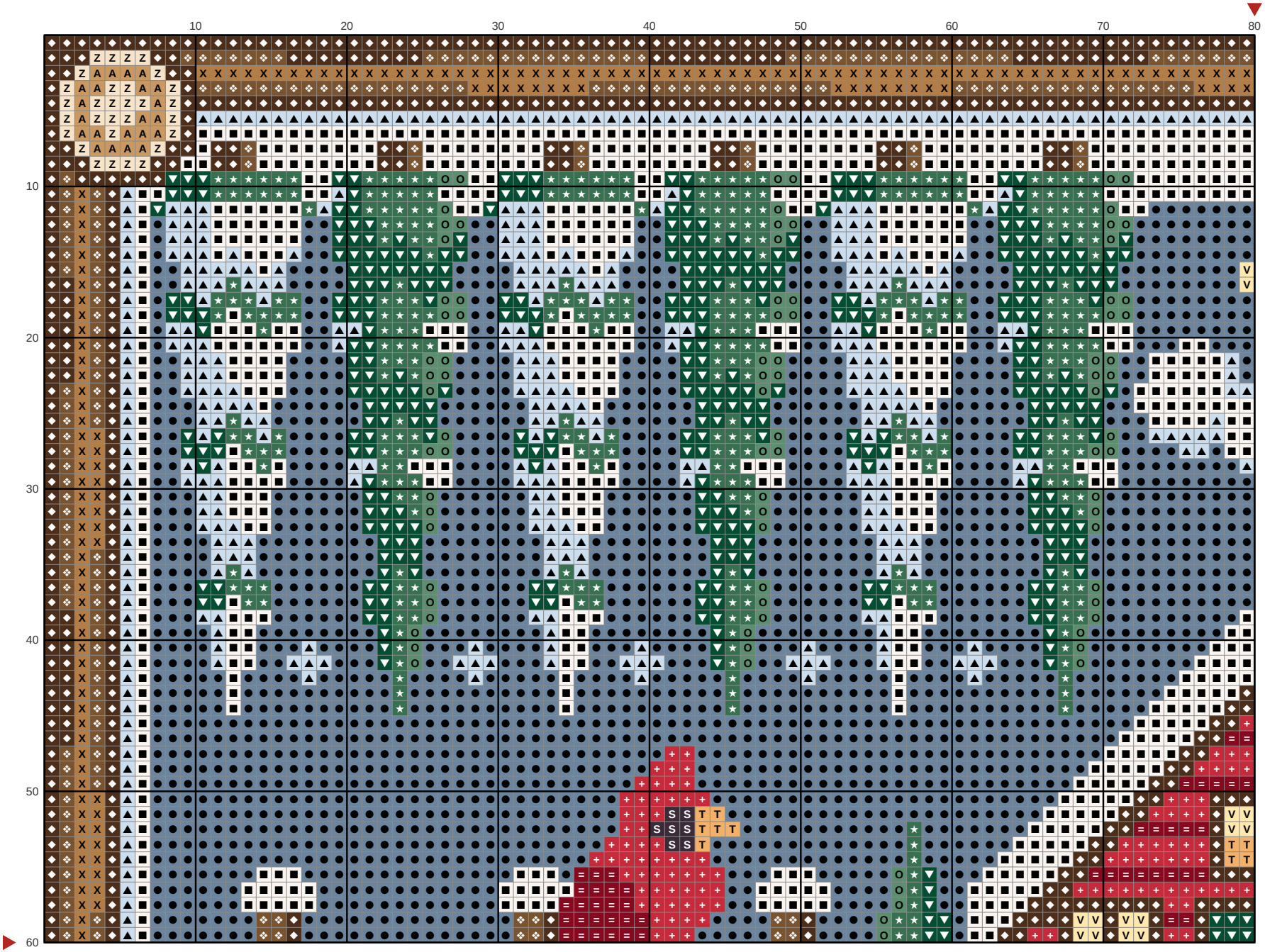

# Snowy pine forest backgammon board

Needlepoint pattern

Chart 2 of 4: columns 81 to 160, rows 1 to 60; gray squares repeat columns 79 and 80

This page is the dark part of the chart

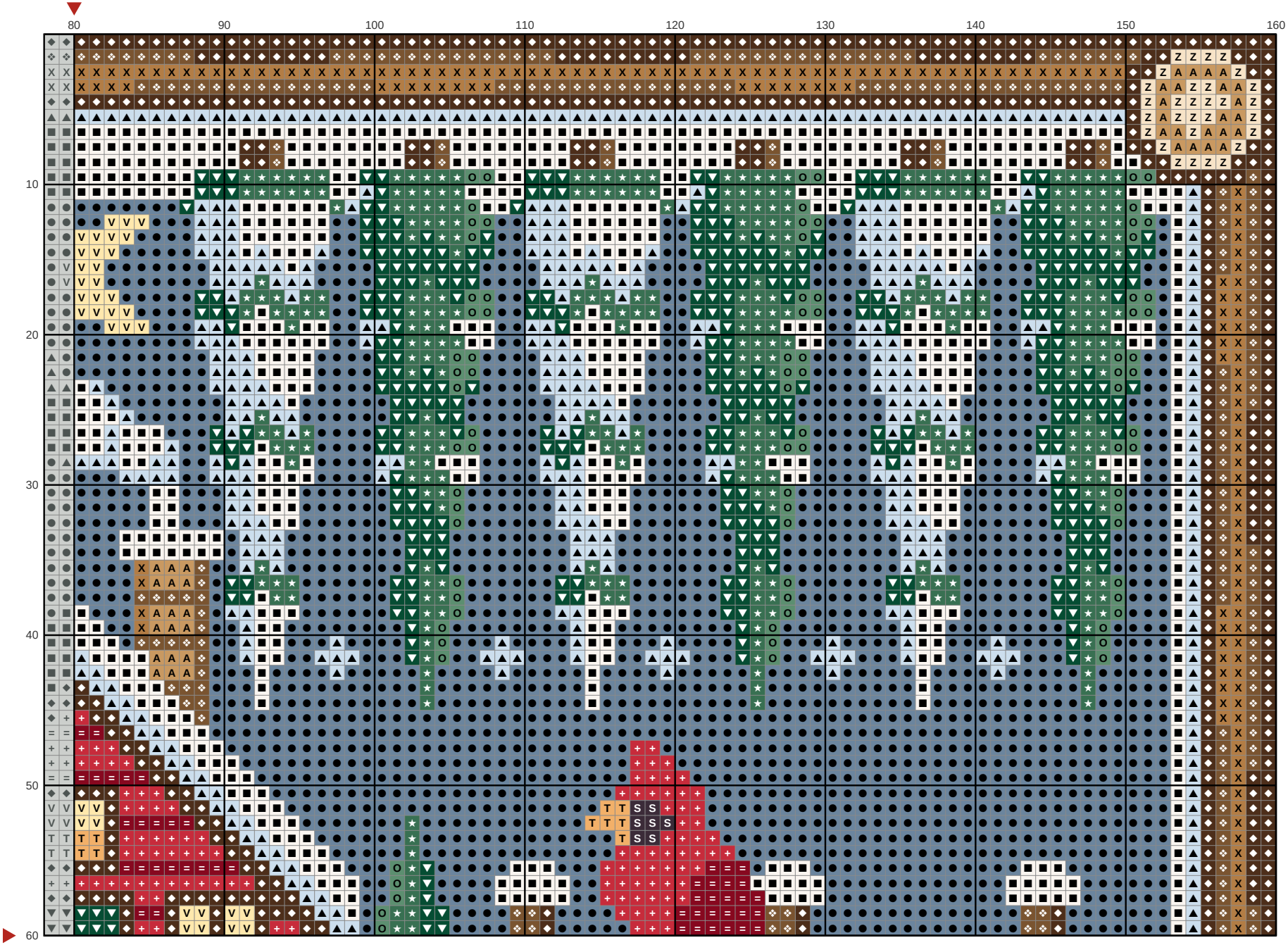

# Snowy pine forest backgammon board

Needlepoint pattern

Chart 3 of 4: columns 1 to 80, rows 61 to 120; gray squares repeat rows 59 and 60

This page is the dark part of the chart

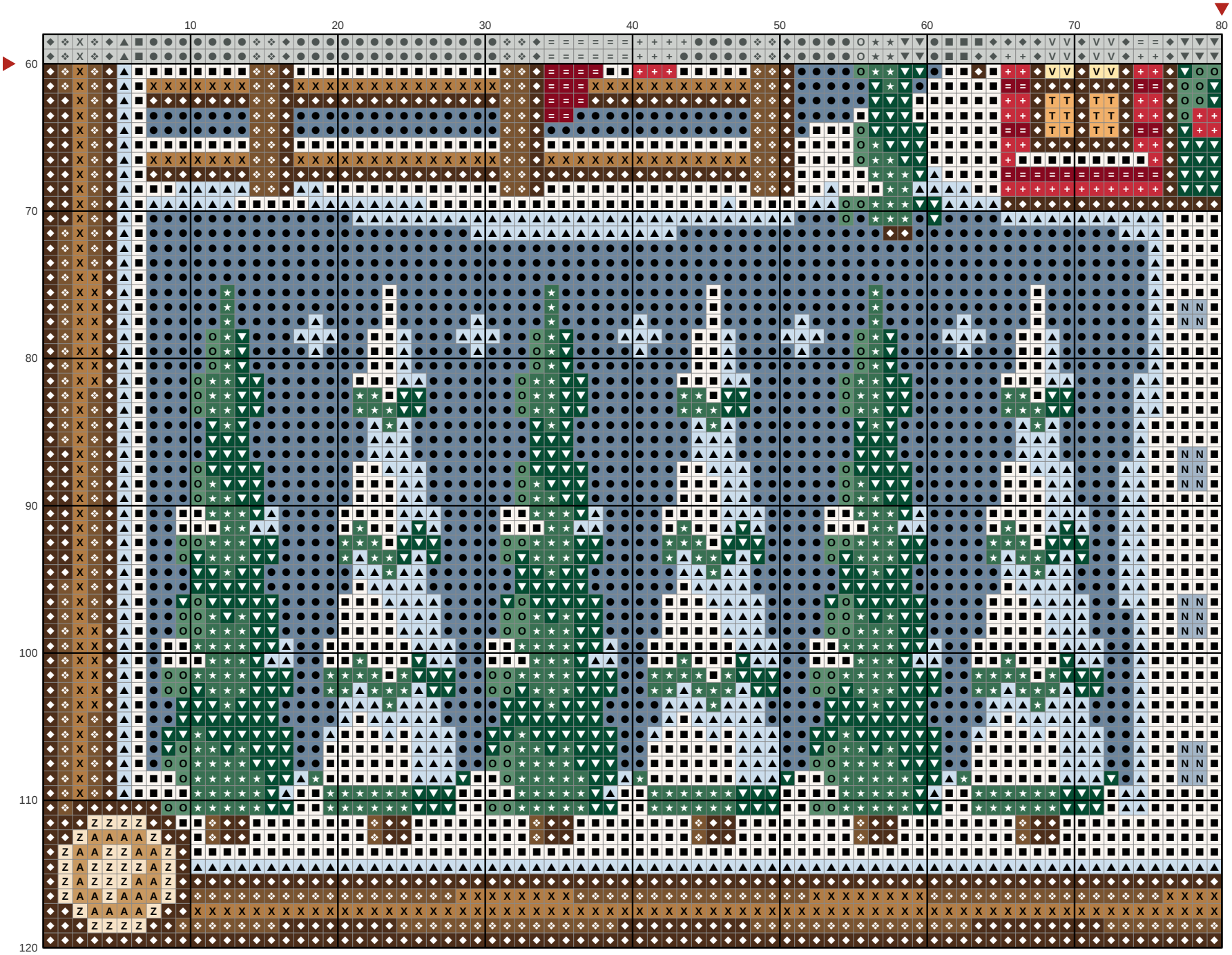

# Snowy pine forest backgammon board

Needlepoint pattern

Chart 4 of 4: columns 81 to 160, rows 61 to 120; gray squares repeat columns 79 and 80 and rows 59 and 60

This page is the dark part of the chart



