Little boy and sled Christmas stocking

Needlepoint pattern | 143 x 234 stitches | 11 x 18 in (27.9 x 45.7 cm) on 13 mesh | 16 colors



Thread key, DMC

			stitches	yards	skeins
●	**931**	Medium Antique Blue	4,793	46	7
■	**ECRU**	Ecru	4,042	39	6
▲	**3777**	Very Dark Terra Cotta	3,393	33	5
◆	**930**	Dark Antique Blue	2,000	19	3
▼	**3750**	Very Dark Antique Blue	1,688	16	3
★	**932**	Light Antique Blue	1,486	15	3
❖	**801**	Dark Coffee Brown	933	9	2
X	**3371**	Black Brown	823	8	2
O	**3857**	Dark Rosewood	808	8	2
+	**842**	Very Light Beige Brown	676	7	1
=	**729**	Medium Old Gold	663	7	1
Z	**3829**	Very Dark Old Gold	450	5	1
A	**3051**	Dark Green Gray	410	4	1
V	**3052**	Medium Green Gray	361	4	1
T	**3752**	Very Light Antique Blue	354	4	1
N	**632**	Ultra Very Dark Desert Sand	40	1	1

One chart square is one tent stitch over one canvas intersection.

Cut the canvas at least 15 x 22 in (38.1 x 55.9 cm) for 13 mesh: the design and 2 in (5.1 cm) of margin on every side.

22,920 stitches in all, inside the outline: the chart is 143 x 234 at its widest and tallest. Start from the center: a red arrow above the chart marks the center column, and one to the left of it the center row. The arrows are on the pages those lines cross.

The chart is on 4 pages, each cut to what is stitched: bare canvas has no page, and a join falls on plain ground where it can. Pages 2 and 3 are turned on their side, for a part that is wider than it is tall. Where chart pages join, gray squares repeat two rows or columns. The small picture at the top of each chart page shows which part it is.

For a name: the dashed box on the cuff is its plain part, 82 x 23 stitches, columns 62 to 143 and rows 8 to 30. The two red marks in it are its middle (between columns 102 and 103): center the name there, not under the arrow of the whole chart.

Thread: six-strand floss, 7 or 8 strands in the needle on 13 mesh (counted at 8), about 40 skeins of 8.7 yd in all. Or pearl cotton size 3, 1 strand, about 22 skeins of 16.4 yd; or tapestry wool, 1 strand, about 33 skeins of 8.7 yd; or Persian wool, 2 strands, about 27 skeins of 8 yd. Wool is numbered differently: match it by eye. Needle: tapestry, size 20.

Yards and skeins are estimates: the thread a stitch takes on the front and back of 13 mesh canvas, plus 30 percent, rounded up for each color (about 225 yards in all, as the thread lies in the needle).

Thread colors are approximate screen matches to DMC numbers. Check against real thread before you buy.

Make it a stocking: also have backing and lining fabric, cord or piping, and a loop. Finishers ask for stockings months before Christmas, and most want two extra rows all round. Ask yours before the edge, and stitch a name first. "How to finish a stocking" is a guide linked from this pattern's page.

For your own stitching, gifts and handmade pieces you sell. Do not resell or share this PDF or copies of it.

Little boy and sled Christmas stocking

Needlepoint pattern

Chart 1 of 4: columns 62 to 143, rows 1 to 71

This page is the dark part of the chart



Key

- DMC ECRU Ecru
- DMC 3777
- DMC 930
- DMC 3750
- DMC 3371 Black Brown
- DMC 3857 Dark Rosewood
- DMC 729 Medium Old Gold

Little boy and sled Christmas stocking

Needlepoint pattern

Chart 2 of 4: columns 61 to 143, rows 72 to 140; gray squares repeat rows 70 and 71

This page is the dark part of the chart



Key

- DMC 931
- DMC ECRU Ecru
- DMC 3777
- DMC 930
- DMC 3750
- DMC 932
- DMC 801
- DMC 3371 Black Brown
- DMC 3857
- DMC 842
- DMC 729
- DMC 3051
- DMC 3052
- DMC 3752

Little boy and sled Christmas stocking

Needlepoint pattern

Chart 3 of 4: columns 1 to 72, rows 141 to 234; gray squares repeat rows 139 and 140

This page is the dark part of the chart



Little boy and sled Christmas stocking

Needlepoint pattern

This page is the dark part of the chart

Chart 4 of 4: columns 73 to 143, rows 141 to 234; gray squares repeat columns 71 and 72 and rows 139 and 140

