Christmas wreath round a red house

Needlepoint pattern | 104 x 104 stitches | 8 x 8 in (20.3 x 20.3 cm) on 13 mesh | 18 colors



How to stitch it



1. Each square is one tent stitch, up at 1, down at 2. Lines in continental, right to left, the canvas upside down for the next row; wide areas in basketweave.
2. Cut 18 in of thread. Start and end it without a knot left behind.
3. Mark the middle of the canvas. It is the outlined square on page 2, column 52, row 52 (DMC 930): start there. Count threads, not holes.
4. Go on from it: picture first, background last. Gray squares are on two pages: stitch them once.
5. Last, two more rows all round in DMC 3750: the seam hides them.

First time? How to needlepoint: flossfield.com/needlepoint/guides/how-to-start/
How to read a chart: flossfield.com/needlepoint/guides/how-to-read-a-chart/

What you need

Canvas: blank mono canvas, 13 mesh (13 threads to the inch), cut 12.5 in square (31.8 cm).

Needle: blunt tapestry, size 20. Also masking tape for the cut edges, and small scissors.

Thread: six-strand floss, 18 colors, about 29 skeins in all (an estimate). Stitch with 7 strands (8 if canvas shows).

Make it a pillow: backing fabric, an insert the size of the stitching or an inch larger, and cord or piping for the edge. How to finish a pillow.

Thread list, DMC

			stitches	skeins
●	938	Ultra Dark Coffee Brown	2,107	4
■	3033	Very Light Mocha Brown	1,696	3
▲	3750	Very Dark Antique Blue	1,625	4
◆	3051	Dark Green Gray	963	2
▼	3053	Green Gray	950	2
★	680	Dark Old Gold	731	2
❖	ECRU	Ecru	659	1
X	347	Very Dark Salmon	488	1
H	930	Dark Antique Blue	245	1
+	355	Dark Terra Cotta	239	1
=	931	Medium Antique Blue	201	1
Z	815	Medium Garnet	195	1
A	676	Light Old Gold	190	1
V	3777	Very Dark Terra Cotta	153	1
T	932	Light Antique Blue	140	1
N	3752	Very Light Antique Blue	84	1
S	839	Dark Beige Brown	80	1
K	841	Light Beige Brown	70	1

Skeins are estimates, with the two extra rows: the thread a stitch takes on the front and back of 13 mesh canvas, plus 30 percent, rounded up for each color.

Thread colors are approximate screen matches to DMC numbers. Check against real thread before you buy.

For your own stitching, gifts and handmade pieces you sell. Do not resell or share this PDF or copies of it.

Christmas wreath round a red house

Needlepoint pattern

Columns 1 to 56, rows 1 to 104. Start at the red outline

This page is the dark part of the chart



Key

- **DMC 938** Ultra Dark Coffee Brown
- **DMC 3033** Very Light Mocha Brown
- **DMC 3750** Very Dark Antique Blue
- **DMC 3051** Dark Green Gray
- **DMC 3053** Green Gray
- **DMC 680** Dark Old Gold
- **DMC ECRU** Ecru
- **DMC 347** Very Dark Salmon
- **DMC 930** Dark Antique Blue
- **DMC 355** Dark Terra Cotta
- **DMC 931** Medium Antique Blue
- **DMC 815** Medium Garnet
- **DMC 676** Light Old Gold
- **DMC 3777** Very Dark Terra Cotta
- **DMC 932** Light Antique Blue
- **DMC 3752** Very Light Antique Blue
- **DMC 839** Dark Beige Brown
- **DMC 841** Light Beige Brown

Christmas wreath round a red house

Needlepoint pattern

Columns 57 to 104, rows 1 to 104. Gray squares: charted already, do not stitch again

This page is the dark part of the chart



Key

- **DMC 938** Ultra Dark Coffee Brown
- **DMC 3033** Very Light Mocha Brown
- **DMC 3750** Very Dark Antique Blue
- **DMC 3051** Dark Green Gray
- **DMC 3053** Green Gray
- **DMC 680** Dark Old Gold
- **DMC ECRU** Ecru
- **DMC 347** Very Dark Salmon
- **DMC 930** Dark Antique Blue
- **DMC 355** Dark Terra Cotta
- **DMC 931** Medium Antique Blue
- **DMC 815** Medium Garnet
- **DMC 676** Light Old Gold
- **DMC 3777** Very Dark Terra Cotta
- **DMC 932** Light Antique Blue
- **DMC 3752** Very Light Antique Blue
- **DMC 839** Dark Beige Brown
- **DMC 841** Light Beige Brown