# Merry Christmas stocking with village

Needlepoint pattern | 143 x 234 stitches | 11 x 18 in (27.9 x 45.7 cm) on 13 mesh | 19 colors




## How to stitch it




1. Each square is one tent stitch, up at 1, down at 2. Lines in continental, right to left, the canvas upside down for the next row; wide areas in basketweave.
2. Cut 18 in of thread. Start and end it without a knot left behind.
3. Mark the crossing 2 in from the top and right edges of the canvas. It is the outlined square, top right of page 2, column 143, row 1 (DMC 3777): start there. Count threads, not holes.
4. The name first, where you put one on it, then downward, background as you go. Gray squares are on two pages: stitch them once. Empty squares stay bare.
5. Last, two more rows all round in DMC 3777: the seam hides them. Ask your finisher first.

The dashed box on the cuff is the place for a name, and the two red marks are its middle: type one on the pattern's page to have it charted.

First time? How to needlepoint: flossfield.com/needlepoint/guides/how-to-start/
How to read a chart: flossfield.com/needlepoint/guides/how-to-read-a-chart/

## What you need

**Canvas:** blank mono canvas, 13 mesh (13 threads to the inch), cut 15.5 in wide x 22.5 in high (39.4 x 57.2 cm).

**Needle:** blunt tapestry, size 20. Also masking tape for the cut edges, and small scissors.

**Thread:** six-strand floss, 19 colors, about 47 skeins in all (an estimate). Stitch with 7 strands (8 if canvas shows).

**Make it a stocking:** a finisher, who backs and lines it (ask months before Christmas), or backing, lining, cord and a loop to sew it up yourself. How to finish a stocking.

## Thread list, DMC

| | | | stitches | skeins |
|---|---|---|---|---|
| ● | **3777** | Very Dark Terra Cotta | 5,758 | 11 |
| ■ | **712** | Cream | 5,617 | 9 |
| ▲ | **3753** | Ultra Very Light Antique Blue | 1,826 | 3 |
| ◆ | **3750** | Very Dark Antique Blue | 1,692 | 3 |
| ▼ | **729** | Medium Old Gold | 1,218 | 2 |
| ★ | **3752** | Very Light Antique Blue | 1,015 | 2 |
| ❖ | **3864** | Light Mocha Beige | 1,015 | 2 |
| X | **3031** | Very Dark Mocha Brown | 898 | 2 |
| H | **930** | Dark Antique Blue | 742 | 2 |
| + | **3799** | Very Dark Pewter Gray | 704 | 2 |
| = | **676** | Light Old Gold | 524 | 1 |
| Z | **3863** | Medium Mocha Beige | 506 | 1 |
| A | **869** | Very Dark Hazelnut Brown | 315 | 1 |
| V | **932** | Light Antique Blue | 290 | 1 |
| T | **3363** | Medium Pine Green | 221 | 1 |
| N | **355** | Dark Terra Cotta | 190 | 1 |
| S | **3051** | Dark Green Gray | 177 | 1 |
| K | **931** | Medium Antique Blue | 136 | 1 |
| E | **816** | Garnet | 76 | 1 |

Skeins are estimates, with the two extra rows: the thread a stitch takes on the front and back of 13 mesh canvas, plus 30 percent, rounded up for each color.

Thread colors are approximate screen matches to DMC numbers. Check against real thread before you buy.

For your own stitching, gifts and handmade pieces you sell. Do not resell or share this PDF or copies of it.

# Merry Christmas stocking with village

Needlepoint pattern

Columns 62 to 143, rows 1 to 71. Start at the red outline

This page is the dark part of the chart




## Key

- **DMC 3777** — Very Dark Terra Cotta
- **DMC 712** — Cream
- **DMC 3750** — Very Dark Antique Blue
- **DMC 729** — Medium Old Gold
- **DMC 3752** — Very Light Antique Blue
- **DMC 3864** — Light Mocha Beige
- **DMC 3031** — Very Dark Mocha Brown
- **DMC 3799** — Very Dark Pewter Gray
- **DMC 676** — Light Old Gold
- **DMC 931** — Medium Antique Blue

# Merry Christmas stocking with village

Needlepoint pattern

Columns 61 to 143, rows 72 to 140. Gray squares: charted already, do not stitch again

This page is the dark part of the chart




## Key

- **DMC 3777** — Very Dark Terra Cotta
- **DMC 712** — Cream
- **DMC 3753** — Ultra Very Light Antique Blue
- **DMC 3750** — Very Dark Antique Blue
- **DMC 729** — Medium Old Gold
- **DMC 3752** — Very Light Antique Blue
- **DMC 3864** — Light Mocha Beige
- **DMC 3031** — Very Dark Mocha Brown
- **DMC 930** — Dark Antique Blue
- **DMC 3799** — Very Dark Pewter Gray
- **DMC 676** — Light Old Gold
- **DMC 3863** — Medium Mocha Beige
- **DMC 869** — Very Dark Hazelnut Brown
- **DMC 932** — Light Antique Blue
- **DMC 3363** — Medium Pine Green
- **DMC 355** — Dark Terra Cotta
- **DMC 3051** — Dark Green Gray
- **DMC 931** — Medium Antique Blue

# Merry Christmas stocking with village

Needlepoint pattern

Columns 1 to 72, rows 141 to 234. Gray squares: charted already, do not stitch again

This page is the dark part of the chart



# Merry Christmas stocking with village Needlepoint pattern

Columns 73 to 143, rows 141 to 234. Gray squares: charted already, do not stitch again

This page is the dark part of the chart

