House and garden sampler bell pull

Needlepoint pattern | 68 x 459 stitches | 5.2 x 35.3 in (13.3 x 89.7 cm) on 13 mesh | 17 colors



How to stitch it



1. Each square is one tent stitch, up at 1, down at 2. Lines in continental, right to left, the canvas upside down for the next row; wide areas in basketweave.
2. Cut 18 in of thread. Start and end it without a knot left behind.
3. Mark the middle of the canvas. It is the outlined square on page 4, column 34, row 230 (DMC 3052): start there. Count threads, not holes.
4. Go on from it: picture first, background last. Gray squares are on two pages: stitch them once.
5. When it is done, block it square.

First time? How to needlepoint: flossfield.com/needlepoint/guides/how-to-start/
How to read a chart: flossfield.com/needlepoint/guides/how-to-read-a-chart/

What you need

Canvas: blank mono canvas, 13 mesh (13 threads to the inch), cut 9.5 in wide x 39.5 in high (24.1 x 100.3 cm).

Needle: blunt tapestry, size 20. Also masking tape for the cut edges, and small scissors.

Thread: six-strand floss, 17 colors, about 56 skeins in all (an estimate). Stitch with 7 strands (8 if canvas shows).

Hang it: a lining and a rod or bell pull hardware. Buy the hardware first and stitch to its width.
How to make a wall hanging.

Thread list, DMC

			stitches	skeins
●	**613**	Very Light Drab Brown	16,266	24
■	**355**	Dark Terra Cotta	3,510	6
▲	**3052**	Medium Green Gray	2,529	4
◆	**936**	Very Dark Avocado Green	2,249	4
▼	**3053**	Green Gray	1,000	2
★	**3721**	Dark Shell Pink	916	2
❖	**3750**	Very Dark Antique Blue	885	2
X	**930**	Dark Antique Blue	761	2
H	**729**	Medium Old Gold	745	2
+	**433**	Medium Brown	666	1
=	**712**	Cream	496	1
Z	**3777**	Very Dark Terra Cotta	487	1
A	**932**	Light Antique Blue	249	1
V	**680**	Dark Old Gold	172	1
T	**801**	Dark Coffee Brown	135	1
N	**224**	Very Light Shell Pink	92	1
S	**310**	Black	54	1

Skeins are estimates: the thread a stitch takes on the front and back of 13 mesh canvas, plus 30 percent, rounded up for each color.
Thread colors are approximate screen matches to DMC numbers. Check against real thread before you buy.
For your own stitching, gifts and handmade pieces you sell. Do not resell or share this PDF or copies of it.

House and garden sampler bell pull

Needlepoint pattern

Columns 1 to 68, rows 1 to 91

This page is the dark part of the chart



House and garden sampler bell pull Needlepoint pattern

Columns 1 to 68, rows 92 to 183. Gray squares: charted already, do not stitch again

This page is the dark part of the chart



House and garden sampler bell pull

Needlepoint pattern

This page is the dark part of the chart

Columns 1 to 68, rows 184 to 275. Start at the red outline. Gray squares: charted already, do not stitch again



House and garden sampler bell pull Needlepoint pattern

Columns 1 to 68, rows 276 to 367. Gray squares: charted already, do not stitch again

This page is the dark part of the chart



House and garden sampler bell pull

Needlepoint pattern

Columns 1 to 68, rows 368 to 459. Gray squares: charted already, do not stitch again

This page is the dark part of the chart

