Pig bank with a heart coin, folk art

Needlepoint pattern | 90 x 90 stitches | 5 x 5 in (12.7 x 12.7 cm) on 18 mesh | 14 colors



How to stitch it



1. Each square is one tent stitch, up at 1, down at 2. Lines in continental, right to left, the canvas upside down for the next row; wide areas in basketweave.
2. Cut 18 in of thread. Start and end it without a knot left behind.
3. Mark the middle of the canvas. It is the outlined square on page 2, column 45, row 45 (DMC 347): start there. Count threads, not holes.
4. Go on from it: picture first, background last. Gray squares are on two pages: stitch them once.
5. Last, two more rows all round in DMC 3371: the opening's edge hides them.

First time? How to needlepoint: flossfield.com/needlepoint/guides/how-to-start/
How to read a chart: flossfield.com/needlepoint/guides/how-to-read-a-chart/

What you need

Canvas: blank mono canvas, 18 mesh (18 threads to the inch), cut 9.5 in square (24.1 cm).

Needle: blunt tapestry, size 22. Also masking tape for the cut edges, and small scissors.

Thread: six-strand floss, 14 colors, about 16 skeins in all (an estimate). Stitch with 4 strands (5 or 6 if canvas shows).

Fit it into a lid: the box or tray, acid-free board and backing. Measure the opening first.
How to fit it into a lid.

Thread list, DMC

			stitches	skeins
●	**3750**	Very Dark Antique Blue	1,685	2
■	**3371**	Black Brown	1,631	2
▲	**347**	Very Dark Salmon	1,174	1
◆	**3820**	Dark Straw	1,012	1
▼	**739**	Ultra Very Light Tan	771	1
★	**502**	Blue Green	504	1
❖	**434**	Light Brown	330	1
X	**437**	Light Tan	263	1
H	**500**	Very Dark Blue Green	182	1
+	**3778**	Light Terra Cotta	176	1
=	**3822**	Light Straw	152	1
Z	**780**	Ultra Very Dark Topaz	90	1
A	**501**	Dark Blue Green	69	1
V	**815**	Medium Garnet	61	1

Skeins are estimates, with the two extra rows: the thread a stitch takes on the front and back of 18 mesh canvas, plus 30 percent, rounded up for each color.

Thread colors are approximate screen matches to DMC numbers. Check against real thread before you buy.

For your own stitching, gifts and handmade pieces you sell. Do not resell or share this PDF or copies of it.

Pig bank with a heart coin, folk art

Needlepoint pattern

Columns 1 to 49, rows 1 to 90. Start at the red outline

This page is the dark part of the chart



Key

- **DMC 3750** Very Dark Antique Blue
- **DMC 3371** Black Brown
- **DMC 347** Very Dark Salmon
- **DMC 3820** Dark Straw
- **DMC 739** Ultra Very Light Tan
- **DMC 502** Blue Green
- **DMC 434** Light Brown
- **DMC 437** Light Tan
- **DMC 500** Very Dark Blue Green
- **DMC 3778** Light Terra Cotta
- **DMC 3822** Light Straw
- **DMC 780** Ultra Very Dark Topaz
- **DMC 501** Dark Blue Green
- **DMC 815** Medium Garnet

Pig bank with a heart coin, folk art

Needlepoint pattern

Columns 50 to 90, rows 1 to 90. Gray squares: charted already, do not stitch again

This page is the dark part of the chart



Key

- **DMC 3750** Very Dark Antique Blue
- **DMC 3371** Black Brown
- **DMC 347** Very Dark Salmon
- **DMC 3820** Dark Straw
- **DMC 739** Ultra Very Light Tan
- **DMC 502** Blue Green
- **DMC 434** Light Brown
- **DMC 437** Light Tan
- **DMC 500** Very Dark Blue Green
- **DMC 3822** Light Straw
- **DMC 780** Ultra Very Dark Topaz
- **DMC 501** Dark Blue Green
- **DMC 815** Medium Garnet