Santa and reindeer pillow at the barn

Needlepoint pattern | 140 x 140 stitches | 14 x 14 in (35.6 x 35.6 cm) on 10 mesh | 24 colors



How to stitch it



1. Each square is one tent stitch, up at 1, down at 2. Lines in continental, right to left, the canvas upside down for the next row; wide areas in basketweave.
2. Cut 18 in of thread. Start and end it without a knot left behind.
3. Mark the middle of the canvas. It is the outlined square on page 2, column 70, row 70 (DMC 3865): start there. Count threads, not holes.
4. Go on from it: picture first, background last. Gray squares are on two pages: stitch them once.
5. Last, two more rows all round in DMC 939: the seam hides them.

First time? How to needlepoint: flossfield.com/needlepoint/guides/how-to-start/
How to read a chart: flossfield.com/needlepoint/guides/how-to-read-a-chart/

What you need

Canvas: blank mono canvas, 10 mesh (10 threads to the inch), cut 18.5 in square (47 cm).

Needle: blunt tapestry, size 18. Also masking tape for the cut edges, and small scissors.

Thread: pearl cotton size 3, 24 colors, about 46 skeins in all (an estimate). Stitch with 2 lengths together.

Make it a pillow: backing fabric, an insert the size of the stitching or an inch larger, and cord or piping for the edge. How to finish a pillow.

Thread list, DMC

			stitches	skeins
●	3033	Very Light Mocha Brown	2,775	5
■	939	Very Dark Navy Blue	2,588	6
▲	3865	Winter White	2,570	4
◆	3371	Black Brown	2,508	4
▼	520	Dark Fern Green	1,751	3
★	3857	Dark Rosewood	1,050	2
❖	221	Very Dark Shell Pink	1,007	2
X	3031	Very Dark Mocha Brown	845	2
H	437	Light Tan	704	2
+	435	Very Light Brown	691	2
=	801	Dark Coffee Brown	541	1
Z	433	Medium Brown	516	1
A	739	Ultra Very Light Tan	507	1
V	815	Medium Garnet	362	1
T	3820	Dark Straw	262	1
N	321	Red	241	1
S	930	Dark Antique Blue	219	1
K	945	Tawny	176	1
E	522	Fern Green	82	1
C	782	Dark Topaz	64	1
P	350	Medium Coral	49	1
U	3712	Medium Salmon	40	1
L	758	Very Light Terra Cotta	33	1
2	932	Light Antique Blue	19	1

Skeins are estimates, with the two extra rows: the thread a stitch takes on the front and back of 10 mesh canvas, plus 30 percent, rounded up for each color.

Thread colors are approximate screen matches to DMC numbers. Check against real thread before you buy.

For your own stitching, gifts and handmade pieces you sell. Do not resell or share this PDF or copies of it.

Santa and reindeer pillow at the barn

Needlepoint pattern

Columns 1 to 74, rows 1 to 74. Start at the red outline

This page is the dark part of the chart



Key

- ● **DMC 3033** Very Light Mocha Brown
- ■ **DMC 939** Very Dark Navy Blue
- ▲ **DMC 3865** Winter White
- ◆ **DMC 3371** Black Brown
- ▼ **DMC 520** Dark Fern Green
- ★ **DMC 3857** Dark Rosewood
- X **DMC 3031** Very Dark Mocha Brown
- H **DMC 437** Light Tan
- \+ **DMC 435** Very Light Brown
- = **DMC 801** Dark Coffee Brown
- Z **DMC 433** Medium Brown
- A **DMC 739** Ultra Very Light Tan
- V **DMC 815** Medium Garnet
- T **DMC 3820** Dark Straw
- N **DMC 321** Red
- K **DMC 945** Tawny
- P **DMC 350** Medium Coral
- U **DMC 3712** Medium Salmon
- L **DMC 758** Very Light Terra Cotta

Santa and reindeer pillow at the barn

Needlepoint pattern

Columns 75 to 140, rows 1 to 74. Gray squares: charted already, do not stitch again

This page is the dark part of the chart



Key

- ● **DMC 3033** Very Light Mocha Brown
- ■ **DMC 939** Very Dark Navy Blue
- ▲ **DMC 3865** Winter White
- ◆ **DMC 3371** Black Brown
- ▼ **DMC 520** Dark Fern Green
- ★ **DMC 3857** Dark Rosewood
- X **DMC 3031** Very Dark Mocha Brown
- H **DMC 437** Light Tan
- \+ **DMC 435** Very Light Brown
- = **DMC 801** Dark Coffee Brown
- Z **DMC 433** Medium Brown
- A **DMC 739** Ultra Very Light Tan
- V **DMC 815** Medium Garnet
- T **DMC 3820** Dark Straw
- N **DMC 321** Red
- K **DMC 945** Tawny
- L **DMC 758** Very Light Terra Cotta

Santa and reindeer pillow at the barn

Needlepoint pattern

Columns 1 to 74, rows 75 to 140. Gray squares: charted already, do not stitch again

This page is the dark part of the chart



Key

- ● **DMC 3033** Very Light Mocha Brown
- ■ **DMC 939** Very Dark Navy Blue
- ▲ **DMC 3865** Winter White
- ◆ **DMC 3371** Black Brown
- ▼ **DMC 520** Dark Fern Green
- ★ **DMC 3857** Dark Rosewood
- ❖ **DMC 221** Very Dark Shell Pink
- X **DMC 3031** Very Dark Mocha Brown
- H **DMC 437** Light Tan
- \+ **DMC 435** Very Light Brown
- = **DMC 801** Dark Coffee Brown
- Z **DMC 433** Medium Brown
- A **DMC 739** Ultra Very Light Tan
- T **DMC 3820** Dark Straw
- N **DMC 321** Red
- S **DMC 930** Dark Antique Blue
- E **DMC 522** Fern Green
- C **DMC 782** Dark Topaz
- P **DMC 350** Medium Coral
- 2 **DMC 932** Light Antique Blue

Santa and reindeer pillow at the barn

Needlepoint pattern

Columns 75 to 140, rows 75 to 140. Gray squares: charted already, do not stitch again

This page is the dark part of the chart



Key

- ● **DMC 3033** Very Light Mocha Brown
- ■ **DMC 939** Very Dark Navy Blue
- ▲ **DMC 3865** Winter White
- ◆ **DMC 3371** Black Brown
- ▼ **DMC 520** Dark Fern Green
- ★ **DMC 3857** Dark Rosewood
- ❖ **DMC 221** Very Dark Shell Pink
- X **DMC 3031** Very Dark Mocha Brown
- H **DMC 437** Light Tan
- \+ **DMC 435** Very Light Brown
- = **DMC 801** Dark Coffee Brown
- Z **DMC 433** Medium Brown
- A **DMC 739** Ultra Very Light Tan
- V **DMC 815** Medium Garnet
- T **DMC 3820** Dark Straw
- N **DMC 321** Red
- S **DMC 930** Dark Antique Blue
- E **DMC 522** Fern Green
- C **DMC 782** Dark Topaz