Primitive snowman family

Needlepoint pattern | 143 x 234 stitches | 11 x 18 in (27.9 x 45.7 cm) on 13 mesh | 23 colors



Thread key, DMC

			stitches	yards	skeins
●	**712**	Cream	4,018	39	6
□	**3777**	Very Dark Terra Cotta	3,801	37	6
▲	**3752**	Very Light Antique Blue	3,761	36	6
◆	**437**	Light Tan	3,032	29	5
▼	**838**	Very Dark Beige Brown	1,754	17	3
★	**3362**	Dark Pine Green	1,320	13	2
❖	**738**	Very Light Tan	1,238	12	2
X	**783**	Medium Topaz	807	8	2
O	**3371**	Black Brown	696	7	2
+	**934**	Black Avocado Green	601	6	1
=	**3363**	Medium Pine Green	276	3	1
Z	**932**	Light Antique Blue	263	3	1
A	**3864**	Light Mocha Beige	244	3	1
V	**931**	Medium Antique Blue	238	3	1
T	**3012**	Medium Khaki Green	236	3	1
N	**3857**	Dark Rosewood	171	2	1
S	**781**	Very Dark Topaz	162	2	1
K	**435**	Very Light Brown	107	2	1
E	**921**	Copper	66	1	1
C	**3011**	Dark Khaki Green	41	1	1
P	**930**	Dark Antique Blue	40	1	1
U	**3822**	Light Straw	28	1	1
L	**3778**	Light Terra Cotta	20	1	1

One chart square is one tent stitch over one canvas intersection.

Cut the canvas at least 15 x 22 in (38.1 x 55.9 cm) for 13 mesh: the design and 2 in (5.1 cm) of margin on every side.

22,920 stitches in all, inside the outline: the chart is 143 x 234 at its widest and tallest. Start from the center: a red arrow above the chart marks the center column, and one to the left of it the center row. The arrows are on the pages those lines cross.

The chart is on 4 pages, each cut to what is stitched: bare canvas has no page, and a join falls on plain ground where it can. Pages 2 and 3 are turned on their side, for a part that is wider than it is tall. Where chart pages join, gray squares repeat two rows or columns. The small picture at the top of each chart page shows which part it is.

Thread: six-strand floss, 7 or 8 strands in the needle on 13 mesh (counted at 8), about 48 skeins of 8.7 yd in all. Or pearl cotton size 3, 1 strand, about 31 skeins of 16.4 yd; or tapestry wool, 1 strand, about 41 skeins of 8.7 yd; or Persian wool, 2 strands, about 35 skeins of 8 yd. Wool is numbered differently: match it by eye. Needle: tapestry, size 20.

Yards and skeins are estimates: the thread a stitch takes on the front and back of 13 mesh canvas, plus 30 percent, rounded up for each color (about 230 yards in all, as the thread lies in the needle).

Thread colors are approximate screen matches to DMC numbers. Check against real thread before you buy.

Make it a stocking: also have backing and lining fabric, cord or piping, and a loop. Finishers ask for stockings months before Christmas, and most want two extra rows all round. Ask yours before the edge, and stitch a name first. "How to finish a stocking" is a guide linked from this pattern's page.

For your own stitching, gifts and handmade pieces you sell. Do not resell or share this PDF.

Primitive snowman family

Needlepoint pattern

This page is the dark part of the chart

Chart 1 of 4: columns 62 to 143, rows 1 to 71



Primitive snowman family

Needlepoint pattern

This page is the dark part of the chart

Chart 2 of 4: columns 61 to 143, rows 72 to 140; gray squares repeat rows 70 and 71



Primitive snowman family

Needlepoint pattern

Chart 3 of 4: columns 1 to 72, rows 141 to 234; gray squares repeat rows 139 and 140

This page is the dark part of the chart



Primitive snowman family

Needlepoint pattern

This page is the dark part of the chart

Chart 4 of 4: columns 73 to 143, rows 141 to 234; gray squares repeat columns 71 and 72 and rows 139 and 140

