Tissue box cover, four seasons house

Needlepoint pattern | 154 x 154 stitches | 15.4 x 15.4 in (39.1 x 39.1 cm) on 10 mesh | 20 colors



Thread key, DMC

			stitches	yards	skeins
●	**739**	Ultra Very Light Tan	2,086	26	4
■	**355**	Dark Terra Cotta	1,671	21	3
▲	**931**	Medium Antique Blue	1,364	17	3
◆	**930**	Dark Antique Blue	1,200	15	2
▼	**310**	Black	867	11	2
★	**3777**	Very Dark Terra Cotta	659	9	1
❖	**3865**	Winter White	570	8	1
X	**932**	Light Antique Blue	559	7	1
O	**501**	Dark Blue Green	486	6	1
+	**3782**	Light Mocha Brown	285	4	1
=	**3820**	Dark Straw	284	4	1
Z	**3733**	Dusty Rose	281	4	1
A	**3347**	Medium Yellow Green	275	4	1
V	**471**	Very Light Avocado Green	253	4	1
T	**3031**	Very Dark Mocha Brown	212	3	1
N	**963**	Ultra Very Light Dusty Rose	196	3	1
S	**3822**	Light Straw	182	3	1
K	**3752**	Very Light Antique Blue	166	3	1
E	**922**	Light Copper	87	2	1
C	**400**	Dark Mahogany	85	2	1

One chart square is one tent stitch over one canvas intersection.

Cut the canvas at least 19.4 x 19.4 in (49.3 x 49.3 cm) for 10 mesh: the design and 2 in (5.1 cm) of margin on every side.

11,768 stitches in all, inside the outline: the chart is 154 x 154 at its widest and tallest. Start from the center: a red arrow above the chart marks the center column, and one to the left of it the center row. The arrows are on the pages those lines cross.

The chart is on 3 pages, each cut to what is stitched: bare canvas has no page, and a join falls on plain ground where it can. Where chart pages join, gray squares repeat two rows or columns. The small picture at the top of each chart page shows which part it is.

Thread: pearl cotton size 3, 2 strands in the needle on 10 mesh, about 29 skeins of 16.4 yd in all. Or six-strand floss, 8 to 10 strands, about 38 skeins of 8.7 yd; or tapestry wool, 1 strand, about 27 skeins of 8.7 yd; or Persian wool, 3 strands, about 30 skeins of 8 yd. Wool is numbered differently: match it by eye. Needle: tapestry, size 16 or 18.

Yards and skeins are estimates: the thread a stitch takes on the front and back of 10 mesh canvas, plus 30 percent, rounded up for each color (about 156 yards in all, as the thread lies in the needle).

Thread colors are approximate screen matches to DMC numbers. Check against real thread before you buy.

When it is stitched: also have a finisher, or the fabric and cord to make it up yourself. Ask before you stitch the edge: some finishes take extra rows. "Ways to finish needlepoint" is a guide linked from this pattern's page.

For your own stitching, gifts and handmade pieces you sell. Do not resell or share this PDF or copies of it.

Tissue box cover, four seasons house

Needlepoint pattern

Chart 1 of 3: columns 1 to 77, rows 1 to 100

This page is the dark part of the chart



Tissue box cover, four seasons house

Needlepoint pattern

This page is the dark part of the chart



Chart 2 of 3: columns 78 to 154, rows 1 to 100; gray squares repeat columns 76 and 77



Tissue box cover, four seasons house

Needlepoint pattern

This page is the dark part of the chart



Chart 3 of 3: columns 55 to 100, rows 101 to 154; gray squares repeat rows 99 and 100

Key

- ● **DMC 739** Ultra Very Light Tan
- ■ **DMC 355** Dark Terra Cotta
- ▲ **DMC 931** Medium Antique Blue
- ◆ **DMC 930** Dark Antique Blue
- ▼ **DMC 310** Black
- ★ **DMC 3777** Very Dark Terra Cotta
- ❖ **DMC 3865** Winter White
- X **DMC 932** Light Antique Blue
- O **DMC 501** Dark Blue Green
- \+ **DMC 3782** Light Mocha Brown
- = **DMC 3820** Dark Straw
- Z **DMC 3733** Dusty Rose
- A **DMC 3347** Medium Yellow Green
- S **DMC 3822** Light Straw
- K **DMC 3752** Very Light Antique Blue