Rail fence quilt pillow

Needlepoint pattern | 160 x 160 stitches | 16 x 16 in (40.6 x 40.6 cm) on 10 mesh | 24 colors



How to stitch it



1. Each square is one tent stitch, up at 1, down at 2. Lines in continental, right to left, the canvas upside down for the next row; wide areas in basketweave.
2. Cut 18 in of thread. Start and end it without a knot left behind.
3. Mark the middle of the canvas. It is the outlined square on page 5, column 80, row 80 (DMC 726): start there. Count threads, not holes.
4. Go on from it: picture first, background last. Gray squares are on two pages: stitch them once.
5. Last, two more rows all round in DMC 938: the seam hides them.

First time? How to needlepoint: flossfield.com/needlepoint/guides/how-to-start/
How to read a chart: flossfield.com/needlepoint/guides/how-to-read-a-chart/

What you need

Canvas: blank mono canvas, 10 mesh (10 threads to the inch), cut 20.5 in square (52.1 cm).

Needle: blunt tapestry, size 18. Also masking tape for the cut edges, and small scissors.

Thread: pearl cotton size 3, 24 colors, about 52 skeins in all (an estimate). Stitch with 2 lengths together.

Make it a pillow: backing fabric, an insert the size of the stitching or an inch larger, and cord or piping for the edge. How to finish a pillow.

Thread list, DMC

			stitches	skeins
●	**938**	Ultra Dark Coffee Brown	3,600	8
■	**726**	Light Topaz	1,960	3
▲	**972**	Deep Canary	1,700	3
◆	**970**	Light Pumpkin	1,640	3
▼	**3819**	Light Moss Green	1,440	3
★	**581**	Moss Green	1,400	3
❖	**783**	Medium Topaz	1,300	2
X	**3823**	Ultra Pale Yellow	1,280	2
H	**900**	Dark Burnt Orange	1,180	2
+	**919**	Red Copper	1,160	2
=	**782**	Dark Topaz	1,040	2
Z	**580**	Dark Moss Green	1,000	2
A	**3844**	Dark Bright Turquoise	900	2
V	**165**	Very Light Moss Green	840	2
T	**943**	Medium Aquamarine	820	2
N	**742**	Light Tangerine	680	2
S	**3847**	Dark Teal Green	680	2
K	**918**	Dark Red Copper	620	1
E	**959**	Medium Seagreen	540	1
C	**3811**	Very Light Turquoise	480	1
P	**3765**	Very Dark Peacock Blue	420	1
U	**947**	Burnt Orange	360	1
L	**311**	Medium Navy Blue	360	1
2	**300**	Very Dark Mahogany	200	1

Skeins are estimates, with the two extra rows: the thread a stitch takes on the front and back of 10 mesh canvas, plus 30 percent, rounded up for each color.

Thread colors are approximate screen matches to DMC numbers. Check against real thread before you buy.

For your own stitching, gifts and handmade pieces you sell. Do not resell or share this PDF or copies of it.

Rail fence quilt pillow

Needlepoint pattern

Columns 1 to 80, rows 1 to 69

This page is the dark part of the chart



Key

- **DMC 938** Ultra Dark Coffee Brown
- **DMC 726** Light Topaz
- **DMC 972** Deep Canary
- **DMC 970** Light Pumpkin
- **DMC 3819** Light Moss Green
- **DMC 581** Moss Green
- **DMC 783** Medium Topaz
- **DMC 3823** Ultra Pale Yellow
- **DMC 919** Red Copper
- **DMC 782** Dark Topaz
- **DMC 580** Dark Moss Green
- **DMC 165** Very Light Moss Green
- **DMC 742** Light Tangerine
- **DMC 959** Medium Seagreen

Rail fence quilt pillow

Needlepoint pattern

Columns 81 to 160, rows 1 to 69. Gray squares: charted already, do not stitch again

This page is the dark part of the chart



Key

- **DMC 938** Ultra Dark Coffee Brown
- **DMC 3819** Light Moss Green
- **DMC 581** Moss Green
- **DMC 900** Dark Burnt Orange
- **DMC 919** Red Copper
- **DMC 580** Dark Moss Green
- **DMC 3844** Dark Bright Turquoise
- **DMC 165** Very Light Moss Green
- **DMC 943** Medium Aquamarine
- **DMC 3847** Dark Teal Green
- **DMC 918** Dark Red Copper
- **DMC 959** Medium Seagreen
- **DMC 3811** Very Light Turquoise
- **DMC 3765** Very Dark Peacock Blue
- **DMC 947** Burnt Orange
- **DMC 311** Medium Navy Blue
- **DMC 300** Very Dark Mahogany

Rail fence quilt pillow

Needlepoint pattern

This page is the dark part of the chart



Columns 1 to 54, rows 70 to 160. Gray squares: charted already, do not stitch again



Key

- **DMC 938** Ultra Dark Coffee Brown
- **DMC 726** Light Topaz
- **DMC 972** Deep Canary
- **DMC 970** Light Pumpkin
- **DMC 783** Medium Topaz
- **H** **DMC 900** Dark Burnt Orange
- **+** **DMC 919** Red Copper
- **=** **DMC 782** Dark Topaz
- **Z** **DMC 580** Dark Moss Green
- **A** **DMC 3844** Dark Bright Turquoise
- **T** **DMC 943** Medium Aquamarine
- **N** **DMC 742** Light Tangerine
- **S** **DMC 3847** Dark Teal Green
- **K** **DMC 918** Dark Red Copper
- **P** **DMC 3765** Very Dark Peacock Blue
- **U** **DMC 947** Burnt Orange
- **L** **DMC 311** Medium Navy Blue
- **2** **DMC 300** Very Dark Mahogany

Rail fence quilt pillow

Needlepoint pattern

This page is the dark part of the chart

Columns 55 to 107, rows 70 to 160. Start at the red outline. Gray squares: charted already, do not stitch again

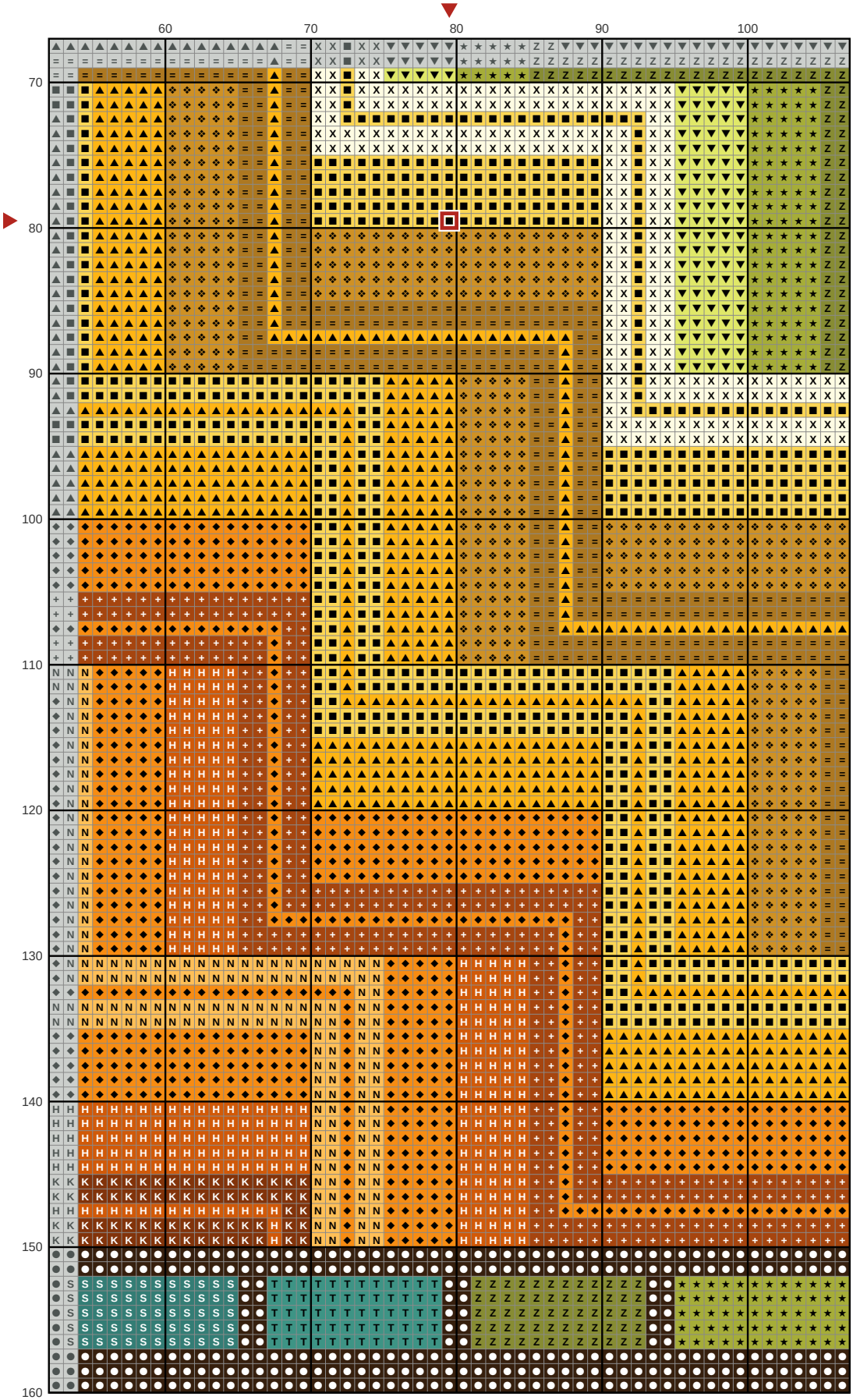

Key

- DMC 938 Ultra Dark Coffee Brown
- DMC 726 Light Topaz
- DMC 972 Deep Canary
- DMC 970 Light Pumpkin
- DMC 3819 Light Moss Green
- DMC 581 Moss Green
- DMC 783 Medium Topaz
- DMC 3823 Ultra Pale Yellow
- DMC 900 Dark Burnt Orange
- DMC 919 Red Copper
- DMC 782 Dark Topaz
- DMC 580 Dark Moss Green
- DMC 943 Medium Aquamarine
- DMC 742 Light Tangerine
- DMC 3847 Dark Teal Green
- DMC 918 Dark Red Copper

Rail fence quilt pillow

Needlepoint pattern

This page is the dark part of the chart

Columns 108 to 160, rows 70 to 160. Gray squares: charted already, do not stitch again



Key

- DMC 938 — Ultra Dark Coffee Brown
- DMC 726 — Light Topaz
- DMC 972 — Deep Canary
- DMC 970 — Light Pumpkin
- DMC 3819 — Light Moss Green
- DMC 581 — Moss Green
- DMC 783 — Medium Topaz
- DMC 3823 — Ultra Pale Yellow
- DMC 919 — Red Copper
- DMC 782 — Dark Topaz
- DMC 580 — Dark Moss Green
- DMC 165 — Very Light Moss Green
- DMC 943 — Medium Aquamarine
- DMC 742 — Light Tangerine
- DMC 3847 — Dark Teal Green
- DMC 959 — Medium Seagreen
- DMC 947 — Burnt Orange