Retro artichoke, whole and halved

Needlepoint pattern | 140 x 140 stitches | 14 x 14 in (35.6 x 35.6 cm) on 10 mesh | 15 colors



How to stitch it



1. Each square is one tent stitch, up at 1, down at 2. Lines in continental, right to left, the canvas upside down for the next row; wide areas in basketweave.
2. Cut 18 in of thread. Start and end it without a knot left behind.
3. Mark the middle of the canvas. It is the outlined square on page 2, column 70, row 70 (DMC 739): start there. Count threads, not holes.
4. Go on from it: picture first, background last. Gray squares are on two pages: stitch them once.
5. Last, two more rows all round, each stitch in the color it lies beside: the seam hides them.

First time? How to needlepoint: flossfield.com/needlepoint/guides/how-to-start/
How to read a chart: flossfield.com/needlepoint/guides/how-to-read-a-chart/

What you need

Canvas: blank mono canvas, 10 mesh (10 threads to the inch), cut 18.5 in square (47 cm).

Needle: blunt tapestry, size 18. Also masking tape for the cut edges, and small scissors.

Thread: pearl cotton size 3, 15 colors, about 39 skeins in all (an estimate). Stitch with 2 lengths together.

Make it a pillow: backing fabric, an insert the size of the stitching or an inch larger, and cord or piping for the edge. How to finish a pillow.

Thread list, DMC

			stitches	skeins
●	**938**	Ultra Dark Coffee Brown	5,670	10
■	**739**	Ultra Very Light Tan	2,376	4
▲	**720**	Dark Orange Spice	2,297	4
◆	**740**	Tangerine	1,653	3
▼	**470**	Light Avocado Green	1,575	3
★	**3820**	Dark Straw	1,124	2
❖	**712**	Cream	945	2
X	**3809**	Very Dark Turquoise	941	2
H	**471**	Very Light Avocado Green	918	2
+	**472**	Ultra Light Avocado Green	850	2
=	**209**	Dark Lavender	527	1
Z	**3822**	Light Straw	358	1
A	**34**	Dark Fuchsia	135	1
V	**937**	Medium Avocado Green	131	1
T	**783**	Medium Topaz	100	1

Skeins are estimates, with the two extra rows: the thread a stitch takes on the front and back of 10 mesh canvas, plus 30 percent, rounded up for each color.

Thread colors are approximate screen matches to DMC numbers. Check against real thread before you buy.

For your own stitching, gifts and handmade pieces you sell. Do not resell or share this PDF or copies of it.

Retro artichoke, whole and halved

Needlepoint pattern

Columns 1 to 74, rows 1 to 74. Start at the red outline

This page is the dark part of the chart



Key

- ● **DMC 938** Ultra Dark Coffee Brown
- ■ **DMC 739** Ultra Very Light Tan
- ▲ **DMC 720** Dark Orange Spice
- ◆ **DMC 740** Tangerine
- ▼ **DMC 470** Light Avocado Green
- ★ **DMC 3820** Dark Straw
- ❖ **DMC 712** Cream
- X **DMC 3809** Very Dark Turquoise
- H **DMC 471** Very Light Avocado Green
- \+ **DMC 472** Ultra Light Avocado Green
- = **DMC 209** Dark Lavender
- V **DMC 937** Medium Avocado Green

Retro artichoke, whole and halved

Needlepoint pattern

Columns 75 to 140, rows 1 to 74. Gray squares: charted already, do not stitch again

This page is the dark part of the chart



Key

- **DMC 938** Ultra Dark Coffee Brown
- **DMC 739** Ultra Very Light Tan
- **DMC 720** Dark Orange Spice
- **DMC 740** Tangerine
- **DMC 470** Light Avocado Green
- **DMC 3820** Dark Straw
- **DMC 712** Cream
- **DMC 3809** Very Dark Turquoise
- **DMC 472** Ultra Light Avocado Green
- **DMC 209** Dark Lavender
- **DMC 3822** Light Straw
- **DMC 34** Dark Fuchsia

Retro artichoke, whole and halved

Needlepoint pattern

Columns 1 to 74, rows 75 to 140. Gray squares: charted already, do not stitch again

This page is the dark part of the chart

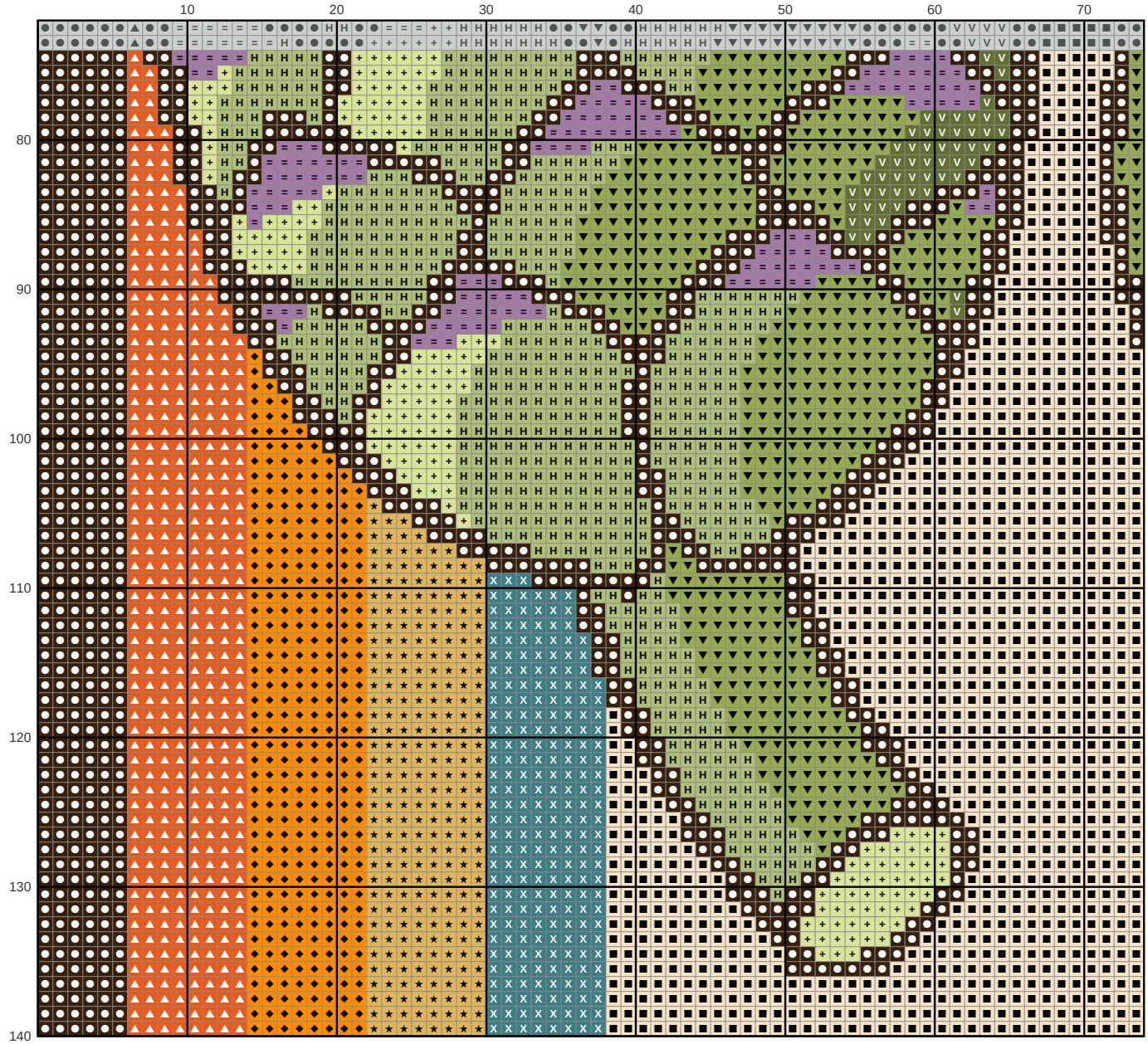

Key

- **DMC 938** Ultra Dark Coffee Brown
- **DMC 739** Ultra Very Light Tan
- **DMC 720** Dark Orange Spice
- **DMC 740** Tangerine
- **DMC 470** Light Avocado Green
- **DMC 3820** Dark Straw
- **DMC 3809** Very Dark Turquoise
- **DMC 471** Very Light Avocado Green
- **DMC 472** Ultra Light Avocado Green
- **DMC 209** Dark Lavender
- **DMC 937** Medium Avocado Green

Retro artichoke, whole and halved Needlepoint pattern

Columns 75 to 140, rows 75 to 140. Gray squares: charted already, do not stitch again

This page is the dark part of the chart



Key

- ● **DMC 938** Ultra Dark Coffee Brown
- ■ **DMC 739** Ultra Very Light Tan
- ▲ **DMC 720** Dark Orange Spice
- ◆ **DMC 740** Tangerine
- ▼ **DMC 470** Light Avocado Green
- ★ **DMC 3820** Dark Straw
- ❖ **DMC 712** Cream
- X **DMC 3809** Very Dark Turquoise
- \+ **DMC 472** Ultra Light Avocado Green
- = **DMC 209** Dark Lavender
- Z **DMC 3822** Light Straw
- A **DMC 34** Dark Fuchsia
- T **DMC 783** Medium Topaz