Retro baby bottle and rainbow

Needlepoint pattern | 90 x 90 stitches | 5 x 5 in (12.7 x 12.7 cm) on 18 mesh | 18 colors



How to stitch it



1. Each square is one tent stitch, up at 1, down at 2. Lines in continental, right to left, the canvas upside down for the next row; wide areas in basketweave.
2. Cut 18 in of thread. Start and end it without a knot left behind.
3. Mark the middle of the canvas. It is the outlined square on page 2, column 45, row 45 (DMC 725): start there. Count threads, not holes.
4. Go on from it: picture first, background last. Gray squares are on two pages: stitch them once.
5. Last, two more rows all round, each stitch in the color it lies beside: the opening's edge hides them.

First time? How to needlepoint: flossfield.com/needlepoint/guides/how-to-start/
How to read a chart: flossfield.com/needlepoint/guides/how-to-read-a-chart/

What you need

Canvas: blank mono canvas, 18 mesh (18 threads to the inch), cut 9.5 in square (24.1 cm).

Needle: blunt tapestry, size 22. Also masking tape for the cut edges, and small scissors.

Thread: six-strand floss, 18 colors, about 20 skeins in all (an estimate). Stitch with 4 strands (5 or 6 if canvas shows).

Fit it into a lid: the box or tray, acid-free board and backing. Measure the opening first.
How to fit it into a lid.

Thread list, DMC

			stitches	skeins
●	801	Dark Coffee Brown	2,360	3
■	471	Very Light Avocado Green	913	1
▲	725	Medium Light Topaz	820	1
◆	721	Medium Orange Spice	689	1
▼	920	Medium Copper	611	1
★	3810	Dark Turquoise	578	1
❖	469	Avocado Green	462	1
X	3811	Very Light Turquoise	324	1
H	712	Cream	312	1
+	BLANC	White	202	1
=	3716	Very Light Rose	191	1
Z	739	Ultra Very Light Tan	118	1
A	962	Medium Dusty Rose	109	1
V	350	Medium Coral	109	1
T	782	Dark Topaz	103	1
N	598	Light Turquoise	88	1
S	936	Very Dark Avocado Green	75	1
K	738	Very Light Tan	36	1

Skeins are estimates, with the two extra rows: the thread a stitch takes on the front and back of 18 mesh canvas, plus 30 percent, rounded up for each color.

Thread colors are approximate screen matches to DMC numbers. Check against real thread before you buy.

For your own stitching, gifts and handmade pieces you sell. Do not resell or share this PDF or copies of it.

Retro baby bottle and rainbow

Needlepoint pattern

Columns 1 to 49, rows 1 to 90. Start at the red outline

This page is the dark part of the chart



Key

- **DMC 801** Dark Coffee Brown
- **DMC 471** Very Light Avocado Green
- **DMC 725** Medium Light Topaz
- **DMC 721** Medium Orange Spice
- **DMC 920** Medium Copper
- **DMC 3810** Dark Turquoise
- **DMC 469** Avocado Green
- **DMC 3811** Very Light Turquoise
- **DMC 712** Cream
- **DMC BLANC** White
- **DMC 3716** Very Light Rose
- **DMC 739** Ultra Very Light Tan
- **DMC 962** Medium Dusty Rose
- **DMC 350** Medium Coral
- **DMC 782** Dark Topaz
- **DMC 936** Very Dark Avocado Green
- **DMC 738** Very Light Tan

Retro baby bottle and rainbow

Needlepoint pattern

Columns 50 to 90, rows 1 to 90. Gray squares: charted already, do not stitch again

This page is the dark part of the chart



Key

- **DMC 801** Dark Coffee Brown
- **DMC 471** Very Light Avocado Green
- **DMC 725** Medium Light Topaz
- **DMC 721** Medium Orange Spice
- **DMC 920** Medium Copper
- **DMC 3810** Dark Turquoise
- **DMC 469** Avocado Green
- **DMC 3811** Very Light Turquoise
- **DMC 712** Cream
- **DMC BLANC** White
- **DMC 3716** Very Light Rose
- **DMC 739** Ultra Very Light Tan
- **DMC 962** Medium Dusty Rose
- **DMC 350** Medium Coral
- **DMC 782** Dark Topaz
- **DMC 598** Light Turquoise
- **DMC 936** Very Dark Avocado Green
- **DMC 738** Very Light Tan