# Cigarette pack case in flame bands

Needlepoint pattern | 120 x 115 stitches | 6.7 x 6.4 in (16.9 x 16.2 cm) on 18 mesh | 5 colors



## How to stitch it




1. Each square is one tent stitch, up at 1, down at 2. Lines in continental, right to left, the canvas upside down for the next row; wide areas in basketweave.
2. Cut 18 in of thread. Start and end it without a knot left behind.
3. Mark the middle of the canvas. It is the outlined square on page 3, column 60, row 58 (DMC 3809): start there. Count threads, not holes.
4. Go on from it: picture first, background last. Gray squares are on two pages: stitch them once. Empty squares stay bare.
5. Last, two more rows all round, each stitch in the color it lies beside: the seam hides them.

First time? How to needlepoint: flossfield.com/needlepoint/guides/how-to-start/
How to read a chart: flossfield.com/needlepoint/guides/how-to-read-a-chart/

## What you need

**Canvas:** blank mono canvas, 18 mesh (18 threads to the inch), cut 11 in square (27.9 cm).

**Needle:** blunt tapestry, size 22. Also masking tape for the cut edges, and small scissors.

**Thread:** six-strand floss, 5 colors, about 11 skeins in all (an estimate). Stitch with 4 strands (5 or 6 if canvas shows).

**Make it a pouch:** sturdy fabric for the back, two pieces of lining and a zipper.
How to sew a lined zip pouch.

## Thread list

| | | | stitches | skeins of floss |
|---|---|---|---|---|
| ● | **DMC 938** | Ultra Dark Coffee Brown | 2,676 | 3 |
| ■ | **DMC 3809** | Very Dark Turquoise | 1,748 | 2 |
| ▲ | **DMC 739** | Ultra Very Light Tan | 1,728 | 2 |
| ◆ | **DMC 783** | Medium Topaz | 1,692 | 2 |
| ▼ | **DMC 920** | Medium Copper | 1,656 | 2 |

Skeins are estimates, with the two extra rows: the thread a stitch takes on the front and back of 18 mesh canvas, plus 30 percent, rounded up for each color.

Thread colors are approximate screen matches to DMC numbers. Check against real thread before you buy.

For your own stitching, gifts and handmade pieces you sell. Do not resell or share this PDF or copies of it.

# Cigarette pack case in flame bands

Needlepoint pattern

This page is the dark part of the chart

Columns 71 to 110, rows 1 to 49




## Key

- **DMC 938** Ultra Dark Coffee Brown
- **DMC 3809** Very Dark Turquoise
- **DMC 739** Ultra Very Light Tan
- **DMC 783** Medium Topaz
- **DMC 920** Medium Copper

# Cigarette pack case in flame bands

Needlepoint pattern

This page is the dark part of the chart

Columns 1 to 60, rows 50 to 115. Start at the red outline. Gray squares: charted already, do not stitch again




## Key

- **DMC 938** Ultra Dark Coffee Brown
- **DMC 3809** Very Dark Turquoise
- **DMC 739** Ultra Very Light Tan
- **DMC 783** Medium Topaz
- **DMC 920** Medium Copper

# Cigarette pack case in flame bands

Needlepoint pattern

This page is the dark part of the chart

Columns 61 to 120, rows 50 to 115. Gray squares: charted already, do not stitch again




## Key

- **DMC 938** Ultra Dark Coffee Brown
- **DMC 739** Ultra Very Light Tan
- **DMC 920** Medium Copper
- **DMC 3809** Very Dark Turquoise
- **DMC 783** Medium Topaz