Retro cow with rainbow arcs

Needlepoint pattern | 72 x 72 stitches | 4 x 4 in (10.2 x 10.2 cm) on 18 mesh | 14 colors



How to stitch it



1. Each square is one tent stitch, up at 1, down at 2. Lines in continental, right to left, the canvas upside down for the next row; wide areas in basketweave.
2. Cut 18 in of thread. Start and end it without a knot left behind.
3. Mark the middle of the canvas. It is the outlined square, column 36, row 36 (DMC 712): start there. Count threads, not holes.
4. Go on from it: picture first, background last. End the thread before crossing another color.
5. Last, two more rows all round in DMC 938: the board's edge hides them.

First time? How to needlepoint: flossfield.com/needlepoint/guides/how-to-start/
How to read a chart: flossfield.com/needlepoint/guides/how-to-read-a-chart/

What you need

Canvas: blank mono canvas, 18 mesh (18 threads to the inch), cut 8.5 in square (21.6 cm).

Needle: blunt tapestry, size 22. Also masking tape for the cut edges, and small scissors.

Thread: six-strand floss, 14 colors, about 15 skeins in all (an estimate). Stitch with 4 strands (5 or 6 if canvas shows).

Make it an ornament: board, thin batting, backing fabric and twisted cord.
How to finish an ornament.

Thread list, DMC

			stitches	skeins
●	**938**	Ultra Dark Coffee Brown	1,751	2
■	**739**	Ultra Very Light Tan	740	1
▲	**712**	Cream	459	1
◆	**3809**	Very Dark Turquoise	433	1
▼	**433**	Medium Brown	383	1
★	**721**	Medium Orange Spice	304	1
❖	**3825**	Pale Pumpkin	288	1
X	**919**	Red Copper	267	1
H	**3852**	Very Dark Straw	255	1
+	**436**	Tan	152	1
=	**3776**	Light Mahogany	46	1
Z	**3766**	Light Peacock Blue	44	1
A	**745**	Light Pale Yellow	34	1
V	**920**	Medium Copper	28	1

Skeins are estimates, with the two extra rows: the thread a stitch takes on the front and back of 18 mesh canvas, plus 30 percent, rounded up for each color.

Thread colors are approximate screen matches to DMC numbers. Check against real thread before you buy.

For your own stitching, gifts and handmade pieces you sell. Do not resell or share this PDF or copies of it.

Retro cow with rainbow arcs

Needlepoint pattern

Chart: 72 x 72 stitches. Start at the red outline



Key

- ○ **DMC 938** Ultra Dark Coffee Brown
- ■ **DMC 739** Ultra Very Light Tan
- ▲ **DMC 712** Cream
- ◆ **DMC 3809** Very Dark Turquoise
- ▼ **DMC 433** Medium Brown
- ★ **DMC 721** Medium Orange Spice
- ❖ **DMC 3825** Pale Pumpkin
- X **DMC 919** Red Copper
- H **DMC 3852** Very Dark Straw
- \+ **DMC 436** Tan
- = **DMC 3776** Light Mahogany
- Z **DMC 3766** Light Peacock Blue
- A **DMC 745** Light Pale Yellow
- V **DMC 920** Medium Copper