Retro Old Havana

Needlepoint pattern | 90 x 90 stitches | 5 x 5 in (12.7 x 12.7 cm) on 18 mesh | 18 colors



How to stitch it



1. Each square is one tent stitch, up at 1, down at 2. Lines in continental, right to left, the canvas upside down for the next row; wide areas in basketweave.
2. Cut 18 in of thread. Start and end it without a knot left behind.
3. Mark the middle of the canvas. It is the outlined square on page 2, column 45, row 45 (DMC 3834): start there. Count threads, not holes.
4. Go on from it: picture first, background last. Gray squares are on two pages: stitch them once.
5. Last, two more rows all round, each stitch in the color it lies beside: the opening's edge hides them.

First time? How to needlepoint: flossfield.com/needlepoint/guides/how-to-start/
How to read a chart: flossfield.com/needlepoint/guides/how-to-read-a-chart/

What you need

Canvas: blank mono canvas, 18 mesh (18 threads to the inch), cut 9.5 in square (24.1 cm).

Needle: blunt tapestry, size 22. Also masking tape for the cut edges, and small scissors.

Thread: six-strand floss, 18 colors, about 19 skeins in all (an estimate). Stitch with 4 strands (5 or 6 if canvas shows).

Fit it into a lid: the box or tray, acid-free board and backing. Measure the opening first.
How to fit it into a lid.

Thread list, DMC

			stitches	skeins
●	712	Cream	1,280	2
□	920	Medium Copper	861	1
▲	741	Medium Tangerine	853	1
◆	3834	Dark Grape	757	1
▼	743	Medium Yellow	748	1
★	154	Very Dark Grape	692	1
❖	946	Medium Burnt Orange	631	1
X	3808	Ultra Very Dark Turquoise	398	1
H	3844	Dark Bright Turquoise	282	1
+	351	Coral	251	1
=	937	Medium Avocado Green	244	1
Z	436	Tan	224	1
A	581	Moss Green	207	1
V	961	Dark Dusty Rose	193	1
T	415	Pearl Gray	192	1
N	414	Dark Steel Gray	178	1
S	3811	Very Light Turquoise	85	1
K	580	Dark Moss Green	24	1

Skeins are estimates, with the two extra rows: the thread a stitch takes on the front and back of 18 mesh canvas, plus 30 percent, rounded up for each color.

Thread colors are approximate screen matches to DMC numbers. Check against real thread before you buy.

For your own stitching, gifts and handmade pieces you sell. Do not resell or share this PDF or copies of it.

Retro Old Havana Needlepoint pattern

Columns 1 to 49, rows 1 to 90. Start at the red outline

This page is the dark part of the chart

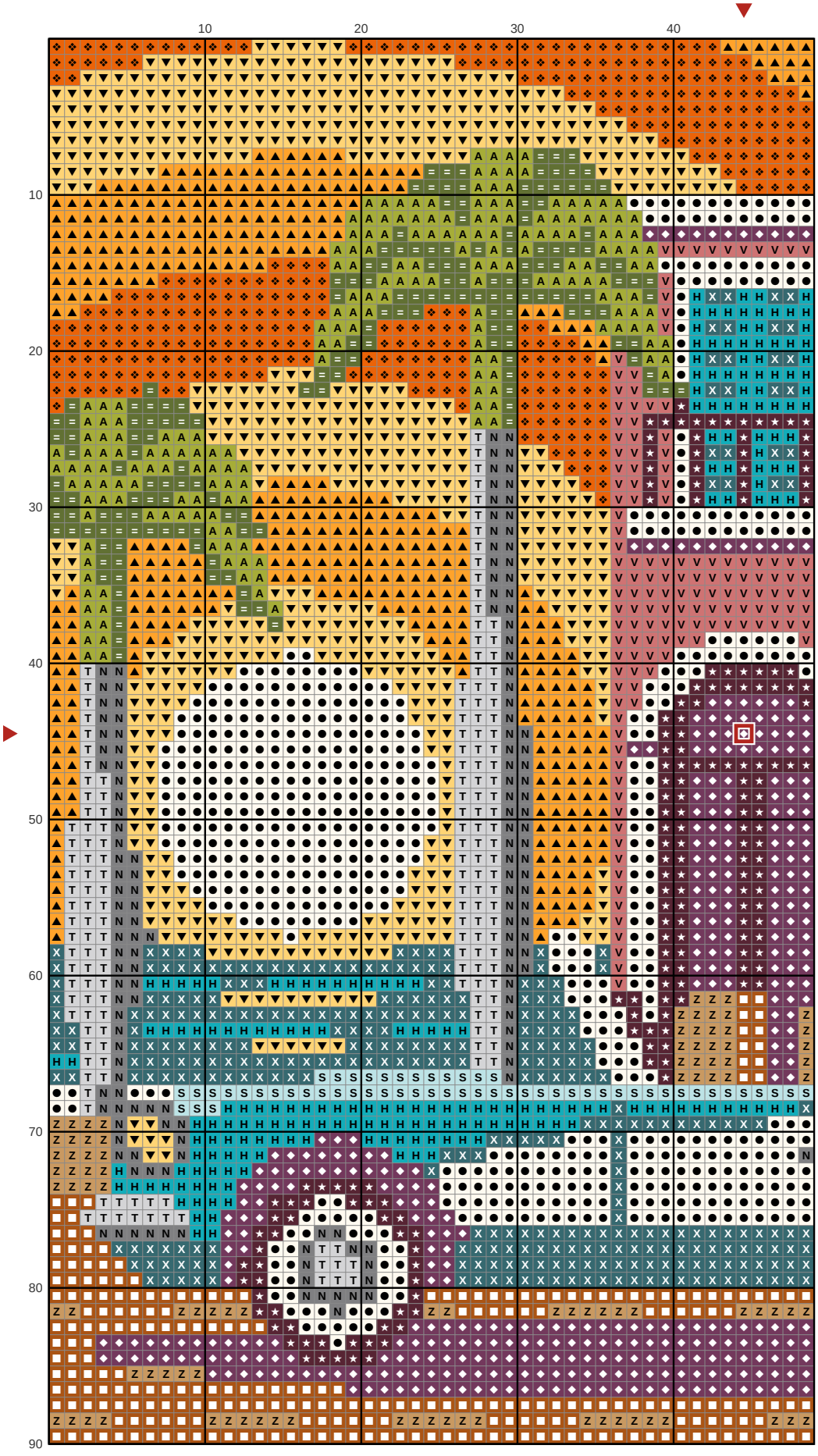

Key

- ● **DMC 712** Cream
- ■ **DMC 920** Medium Copper
- ▲ **DMC 741** Medium Tangerine
- ◆ **DMC 3834** Dark Grape
- ▼ **DMC 743** Medium Yellow
- ★ **DMC 154** Very Dark Grape
- ❖ **DMC 946** Medium Burnt Orange
- X **DMC 3808** Ultra Very Dark Turquoise
- H **DMC 3844** Dark Bright Turquoise
- = **DMC 937** Medium Avocado Green
- Z **DMC 436** Tan
- A **DMC 581** Moss Green
- V **DMC 961** Dark Dusty Rose
- T **DMC 415** Pearl Gray
- N **DMC 414** Dark Steel Gray
- S **DMC 3811** Very Light Turquoise

Retro Old Havana Needlepoint pattern

Columns 50 to 90, rows 1 to 90. Gray squares: charted already, do not stitch again

This page is the dark part of the chart



Key

- ● **DMC 712** Cream
- ■ **DMC 920** Medium Copper
- ▲ **DMC 741** Medium Tangerine
- ◆ **DMC 3834** Dark Grape
- ▼ **DMC 743** Medium Yellow
- ★ **DMC 154** Very Dark Grape
- ❖ **DMC 946** Medium Burnt Orange
- X **DMC 3808** Ultra Very Dark Turquoise
- H **DMC 3844** Dark Bright Turquoise
- \+ **DMC 351** Coral
- = **DMC 937** Medium Avocado Green
- Z **DMC 436** Tan
- V **DMC 961** Dark Dusty Rose
- T **DMC 415** Pearl Gray
- N **DMC 414** Dark Steel Gray
- S **DMC 3811** Very Light Turquoise
- K **DMC 580** Dark Moss Green