# Do not disturb door hanger with cat

Needlepoint pattern | 63 x 121 stitches | 3.5 x 6.7 in (8.9 x 17.1 cm) on 18 mesh | 14 colors




## How to stitch it




1. Each square is one tent stitch, up at 1, down at 2. Lines in continental, right to left, the canvas upside down for the next row; wide areas in basketweave.
2. Cut 18 in of thread. Start and end it without a knot left behind.
3. Mark the middle of the canvas. It is the outlined square on page 3, column 32, row 61 (DMC 3371): start there. Count threads, not holes.
4. Go on from it: picture first, background last. Gray squares are on two pages: stitch them once.
5. Last, two more rows all round, each stitch in the color it lies beside: the seam hides them.

First time? How to needlepoint: flossfield.com/needlepoint/guides/how-to-start/
How to read a chart: flossfield.com/needlepoint/guides/how-to-read-a-chart/

## What you need

**Canvas:** blank mono canvas, 18 mesh (18 threads to the inch), cut 8 in wide x 11 in high (20.3 x 27.9 cm).

**Needle:** blunt tapestry, size 22. Also masking tape for the cut edges, and small scissors.

**Thread:** six-strand floss, 14 colors, about 15 skeins in all (an estimate). Stitch with 4 strands (5 or 6 if canvas shows).

**Make it a case:** lining fabric and backing fabric, 5 by 8 inches of each, sewing thread, a sharp needle and clips. The chart is one side: the other is cloth, or the same chart again. Try the folded glasses on it first. How to make an eyeglass case.

## Thread list, DMC

| | | | stitches | skeins |
|---|---|---|---|---|
| ● | **712** | Cream | 1,968 | 2 |
| □ | **3371** | Black Brown | 1,104 | 1 |
| ▲ | **946** | Medium Burnt Orange | 1,002 | 1 |
| ◆ | **3808** | Ultra Very Dark Turquoise | 991 | 1 |
| ▼ | **919** | Red Copper | 579 | 1 |
| ★ | **3810** | Dark Turquoise | 431 | 1 |
| ❖ | **3821** | Straw | 402 | 1 |
| X | **3853** | Dark Autumn Gold | 399 | 1 |
| H | **598** | Light Turquoise | 254 | 1 |
| + | **3827** | Pale Golden Brown | 251 | 1 |
| = | **783** | Medium Topaz | 110 | 1 |
| Z | **433** | Medium Brown | 96 | 1 |
| A | **3712** | Medium Salmon | 27 | 1 |
| V | **921** | Copper | 9 | 1 |

Skeins are estimates, with the two extra rows: the thread a stitch takes on the front and back of 18 mesh canvas, plus 30 percent, rounded up for each color.

Thread colors are approximate screen matches to DMC numbers. Check against real thread before you buy.

For your own stitching, gifts and handmade pieces you sell. Do not resell or share this PDF or copies of it.

# Do not disturb door hanger with cat

Needlepoint pattern

This page is the dark part of the chart

Columns 1 to 63, rows 1 to 60




## Key

- ● **DMC 712** Cream
- ■ **DMC 3371** Black Brown
- ▲ **DMC 946** Medium Burnt Orange
- ◆ **DMC 3808** Ultra Very Dark Turquoise
- ▼ **DMC 919** Red Copper
- ❖ **DMC 3821** Straw
- X **DMC 3853** Dark Autumn Gold
- H **DMC 598** Light Turquoise
- \+ **DMC 3827** Pale Golden Brown
- Z **DMC 433** Medium Brown
- A **DMC 3712** Medium Salmon
- V **DMC 921** Copper

# Do not disturb door hanger with cat

Needlepoint pattern

This page is the dark part of the chart

Columns 1 to 63, rows 61 to 121. Start at the red outline. Gray squares: charted already, do not stitch again

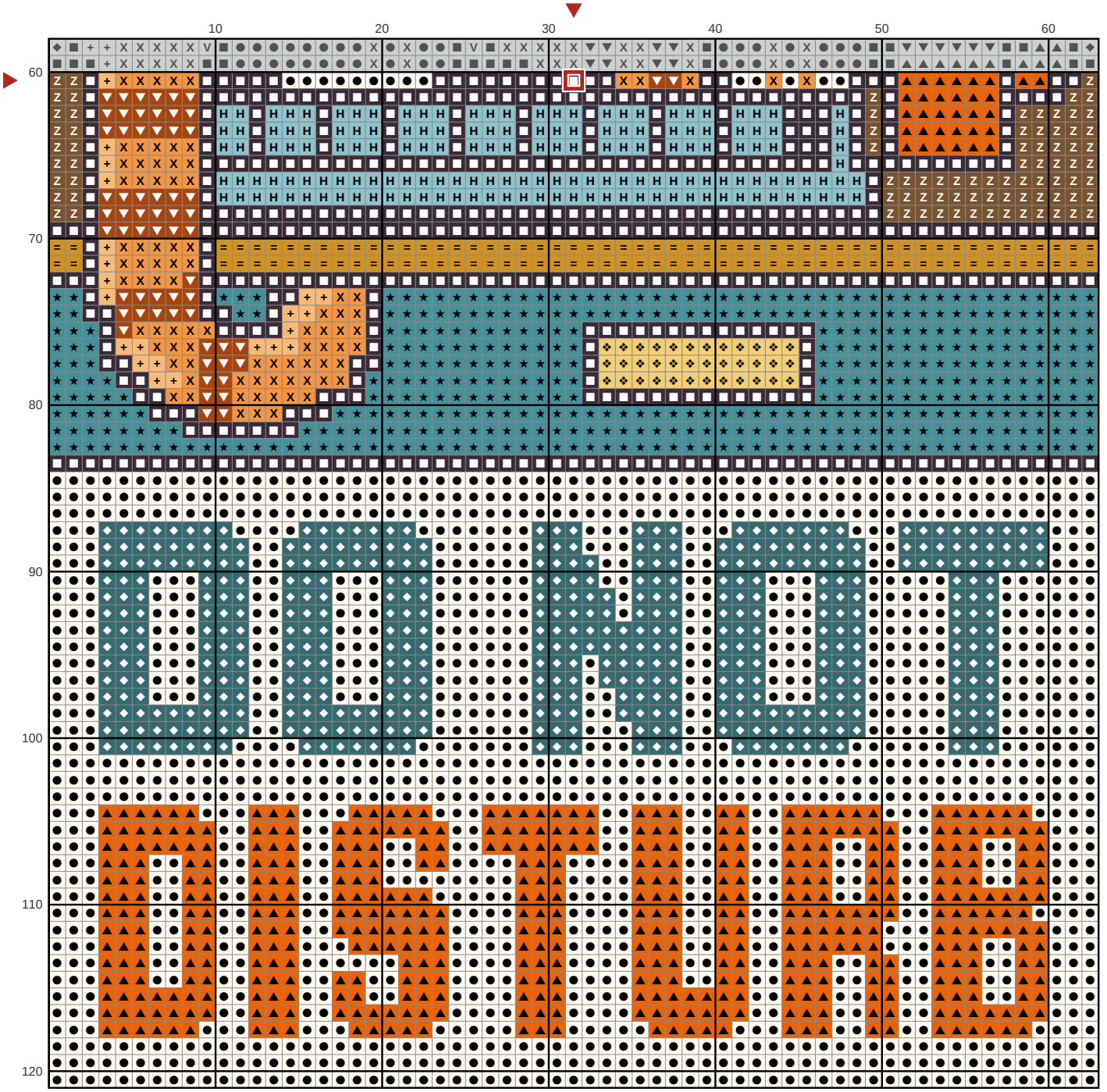


## Key

- ● **DMC 712** Cream
- ■ **DMC 3371** Black Brown
- ▲ **DMC 946** Medium Burnt Orange
- ◆ **DMC 3808** Ultra Very Dark Turquoise
- ▼ **DMC 919** Red Copper
- ★ **DMC 3810** Dark Turquoise
- ❖ **DMC 3821** Straw
- X **DMC 3853** Dark Autumn Gold
- H **DMC 598** Light Turquoise
- \+ **DMC 3827** Pale Golden Brown
- = **DMC 783** Medium Topaz
- Z **DMC 433** Medium Brown