Trippy flower and blood moon

Needlepoint pattern | 140 x 140 stitches | 14 x 14 in (35.6 x 35.6 cm) on 10 mesh | 20 colors



How to stitch it



1. Each square is one tent stitch, up at 1, down at 2. Lines in continental, right to left, the canvas upside down for the next row; wide areas in basketweave.
2. Cut 18 in of thread. Start and end it without a knot left behind.
3. Mark the middle of the canvas. It is the outlined square on page 2, column 70, row 70 (DMC 946): start there. Count threads, not holes.
4. Go on from it: picture first, background last. Gray squares are on two pages: stitch them once.
5. Last, two more rows all round, each stitch in the color it lies beside: the seam hides them.

First time? How to needlepoint: flossfield.com/needlepoint/guides/how-to-start/
How to read a chart: flossfield.com/needlepoint/guides/how-to-read-a-chart/

What you need

Canvas: blank mono canvas, 10 mesh (10 threads to the inch), cut 18.5 in square (47 cm).

Needle: blunt tapestry, size 18. Also masking tape for the cut edges, and small scissors.

Thread: pearl cotton size 3, 20 colors, about 43 skeins in all (an estimate). Stitch with 2 lengths together.

Make it a pillow: backing fabric, an insert the size of the stitching or an inch larger, and cord or piping for the edge. How to finish a pillow.

Thread list, DMC

			stitches	skeins
●	**823**	Dark Navy Blue	3,546	6
■	**3765**	Very Dark Peacock Blue	2,420	5
▲	**712**	Cream	1,799	3
◆	**972**	Deep Canary	1,757	3
▼	**946**	Medium Burnt Orange	1,451	3
★	**321**	Red	1,336	3
❖	**597**	Turquoise	1,228	3
X	**550**	Very Dark Violet	1,129	2
H	**814**	Dark Garnet	782	2
+	**580**	Dark Moss Green	680	2
=	**964**	Light Seagreen	665	2
Z	**917**	Medium Plum	506	1
A	**891**	Dark Carnation	458	1
V	**3607**	Light Plum	424	1
T	**907**	Light Parrot Green	393	1
N	**606**	Bright Orange-Red	286	1
S	**3340**	Medium Apricot	256	1
K	**553**	Violet	244	1
E	**3819**	Light Moss Green	150	1
C	**211**	Light Lavender	90	1

Skeins are estimates, with the two extra rows: the thread a stitch takes on the front and back of 10 mesh canvas, plus 30 percent, rounded up for each color.

Thread colors are approximate screen matches to DMC numbers. Check against real thread before you buy.

For your own stitching, gifts and handmade pieces you sell. Do not resell or share this PDF or copies of it.

Trippy flower and blood moon Needlepoint pattern

Columns 1 to 74, rows 1 to 74. Start at the red outline

This page is the dark part of the chart



Key

- **DMC 823** Dark Navy Blue
- **DMC 3765** Very Dark Peacock Blue
- **DMC 712** Cream
- **DMC 972** Deep Canary
- **DMC 946** Medium Burnt Orange
- **DMC 321** Red
- **DMC 597** Turquoise
- **DMC 550** Very Dark Violet
- **DMC 814** Dark Garnet
- **DMC 964** Light Seagreen
- **DMC 917** Medium Plum
- **DMC 891** Dark Carnation
- **DMC 3607** Light Plum
- **DMC 606** Bright Orange-Red

Trippy flower and blood moon Needlepoint pattern

Columns 75 to 140, rows 1 to 74. Gray squares: charted already, do not stitch again

This page is the dark part of the chart



Key

- **DMC 823** Dark Navy Blue
- **DMC 3765** Very Dark Peacock Blue
- **DMC 712** Cream
- **DMC 972** Deep Canary
- **DMC 946** Medium Burnt Orange
- **DMC 321** Red
- **DMC 597** Turquoise
- **DMC 550** Very Dark Violet
- **DMC 814** Dark Garnet
- **DMC 964** Light Seagreen
- **DMC 917** Medium Plum
- **DMC 891** Dark Carnation
- **DMC 3607** Light Plum
- **DMC 606** Bright Orange-Red
- **DMC 3340** Medium Apricot

Trippy flower and blood moon

Needlepoint pattern

Columns 1 to 74, rows 75 to 140. Gray squares: charted already, do not stitch again

This page is the dark part of the chart



Key

- **DMC 823** Dark Navy Blue
- **DMC 3765** Very Dark Peacock Blue
- **DMC 712** Cream
- **DMC 972** Deep Canary
- **DMC 946** Medium Burnt Orange
- **DMC 321** Red
- **DMC 550** Very Dark Violet
- **DMC 814** Dark Garnet
- **DMC 580** Dark Moss Green
- **DMC 917** Medium Plum
- **DMC 891** Dark Carnation
- **DMC 3607** Light Plum
- **DMC 907** Light Parrot Green
- **DMC 606** Bright Orange-Red
- **DMC 553** Violet
- **DMC 3819** Light Moss Green
- **DMC 211** Light Lavender

Trippy flower and blood moon

Needlepoint pattern

Columns 75 to 140, rows 75 to 140. Gray squares: charted already, do not stitch again

This page is the dark part of the chart



Key

- ● **DMC 823** Dark Navy Blue
- ■ **DMC 3765** Very Dark Peacock Blue
- ▲ **DMC 712** Cream
- ◆ **DMC 972** Deep Canary
- ▼ **DMC 946** Medium Burnt Orange
- ❖ **DMC 597** Turquoise
- X **DMC 550** Very Dark Violet
- H **DMC 814** Dark Garnet
- \+ **DMC 580** Dark Moss Green
- = **DMC 964** Light Seagreen
- Z **DMC 917** Medium Plum
- A **DMC 891** Dark Carnation
- V **DMC 3607** Light Plum
- T **DMC 907** Light Parrot Green
- K **DMC 553** Violet
- E **DMC 3819** Light Moss Green
- C **DMC 211** Light Lavender