Sports player frog bean bag, baseball

Needlepoint pattern | 110 x 110 stitches | 8.5 x 8.5 in (21.5 x 21.5 cm) on 13 mesh | 16 colors



How to stitch it



1. Each square is one tent stitch, up at 1, down at 2. Lines in continental, right to left, the canvas upside down for the next row; wide areas in basketweave.
2. Cut 18 in of thread. Start and end it without a knot left behind.
3. Mark the middle of the canvas. It is the outlined square on page 2, column 55, row 55 (DMC 437): start there. Count threads, not holes.
4. Go on from it: picture first, background last. Gray squares are on two pages: stitch them once. Empty squares stay bare.
5. Last, two more rows all round in DMC 938: the seam hides them.

First time? How to needlepoint: flossfield.com/needlepoint/guides/how-to-start/
How to read a chart: flossfield.com/needlepoint/guides/how-to-read-a-chart/

What you need

Canvas: blank mono canvas, 13 mesh (13 threads to the inch), cut 13 in square (33 cm).

Needle: blunt tapestry, size 20. Also masking tape for the cut edges, and small scissors.

Thread: six-strand floss, 16 colors, about 25 skeins in all (an estimate). Stitch with 7 strands (8 if canvas shows).

Make it a bean bag: fabric for the underside, and pellets in a small cotton bag.
How to finish a bean bag.

Thread list, DMC

			stitches	skeins
●	**712**	Cream	2,104	4
■	**938**	Ultra Dark Coffee Brown	1,965	6
▲	**470**	Light Avocado Green	723	2
◆	**919**	Red Copper	640	1
▼	**3820**	Dark Straw	520	1
★	**801**	Dark Coffee Brown	482	1
❖	**437**	Light Tan	374	1
X	**471**	Very Light Avocado Green	340	1
H	**434**	Light Brown	219	1
+	**739**	Ultra Very Light Tan	200	1
=	**436**	Tan	191	1
Z	**472**	Ultra Light Avocado Green	180	1
A	**921**	Copper	113	1
V	**BLANC**	White	96	1
T	**469**	Avocado Green	36	1
N	**817**	Very Dark Coral Red	36	1

Skeins are estimates, with the two extra rows: the thread a stitch takes on the front and back of 13 mesh canvas, plus 30 percent, rounded up for each color.

Thread colors are approximate screen matches to DMC numbers. Check against real thread before you buy.

For your own stitching, gifts and handmade pieces you sell. Do not resell or share this PDF or copies of it.

Sports player frog bean bag, baseball

Needlepoint pattern

Columns 2 to 109, rows 2 to 55. Start at the red outline

This page is the dark part of the chart

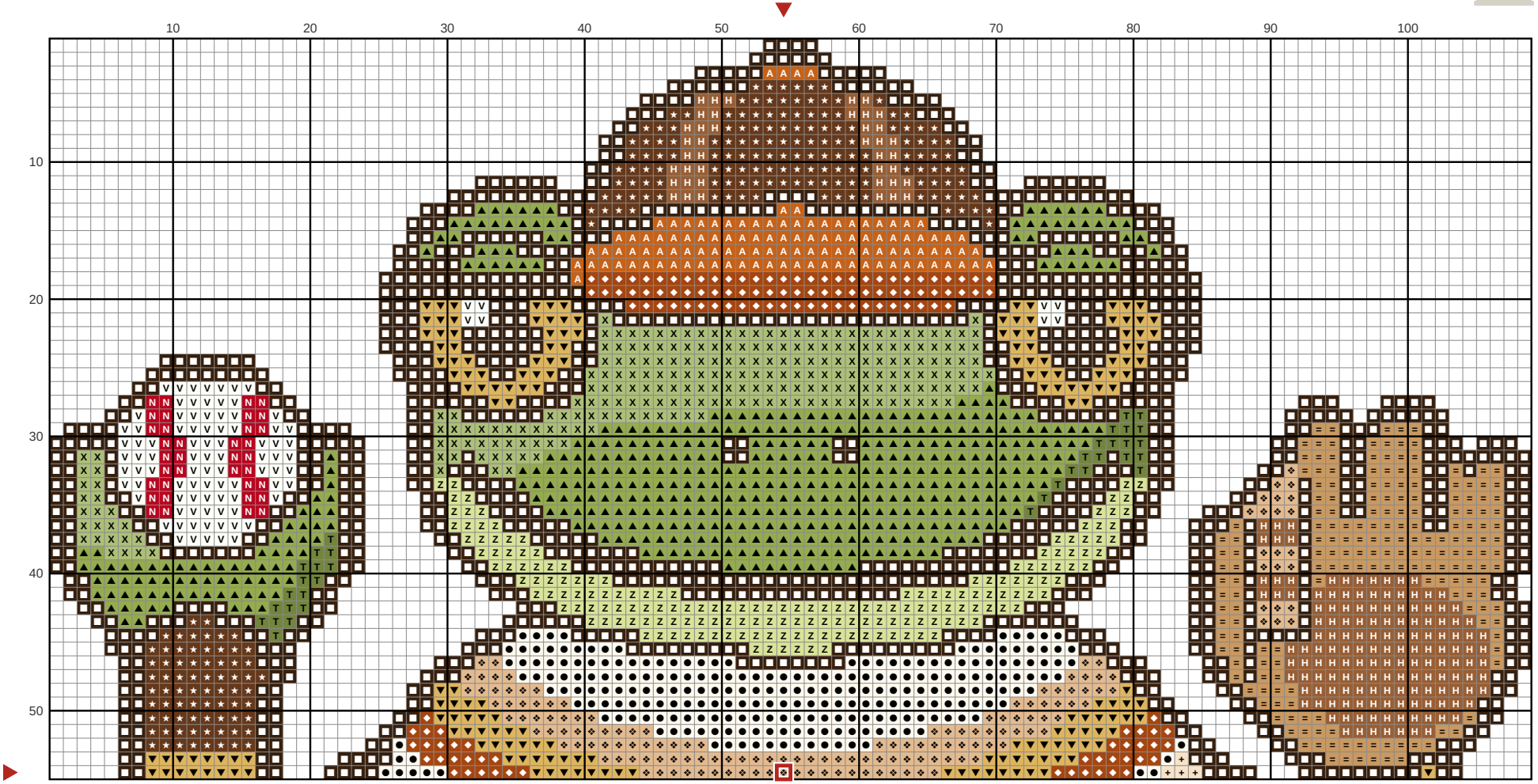

Key

- ● **DMC 712** Cream
- ■ **DMC 938** Ultra Dark Coffee Brown
- ▲ **DMC 470** Light Avocado Green
- ◆ **DMC 919** Red Copper
- ▼ **DMC 3820** Dark Straw
- ★ **DMC 801** Dark Coffee Brown
- ❖ **DMC 437** Light Tan
- X **DMC 471** Very Light Avocado Green
- H **DMC 434** Light Brown
- \+ **DMC 739** Ultra Very Light Tan
- = **DMC 436** Tan
- Z **DMC 472** Ultra Light Avocado Green
- A **DMC 921** Copper
- V **DMC BLANC** White
- T **DMC 469** Avocado Green
- N **DMC 817** Very Dark Coral Red

Sports player frog bean bag, baseball Needlepoint pattern

Columns 3 to 108, rows 56 to 109. Gray squares: charted already, do not stitch again

This page is the dark part of the chart

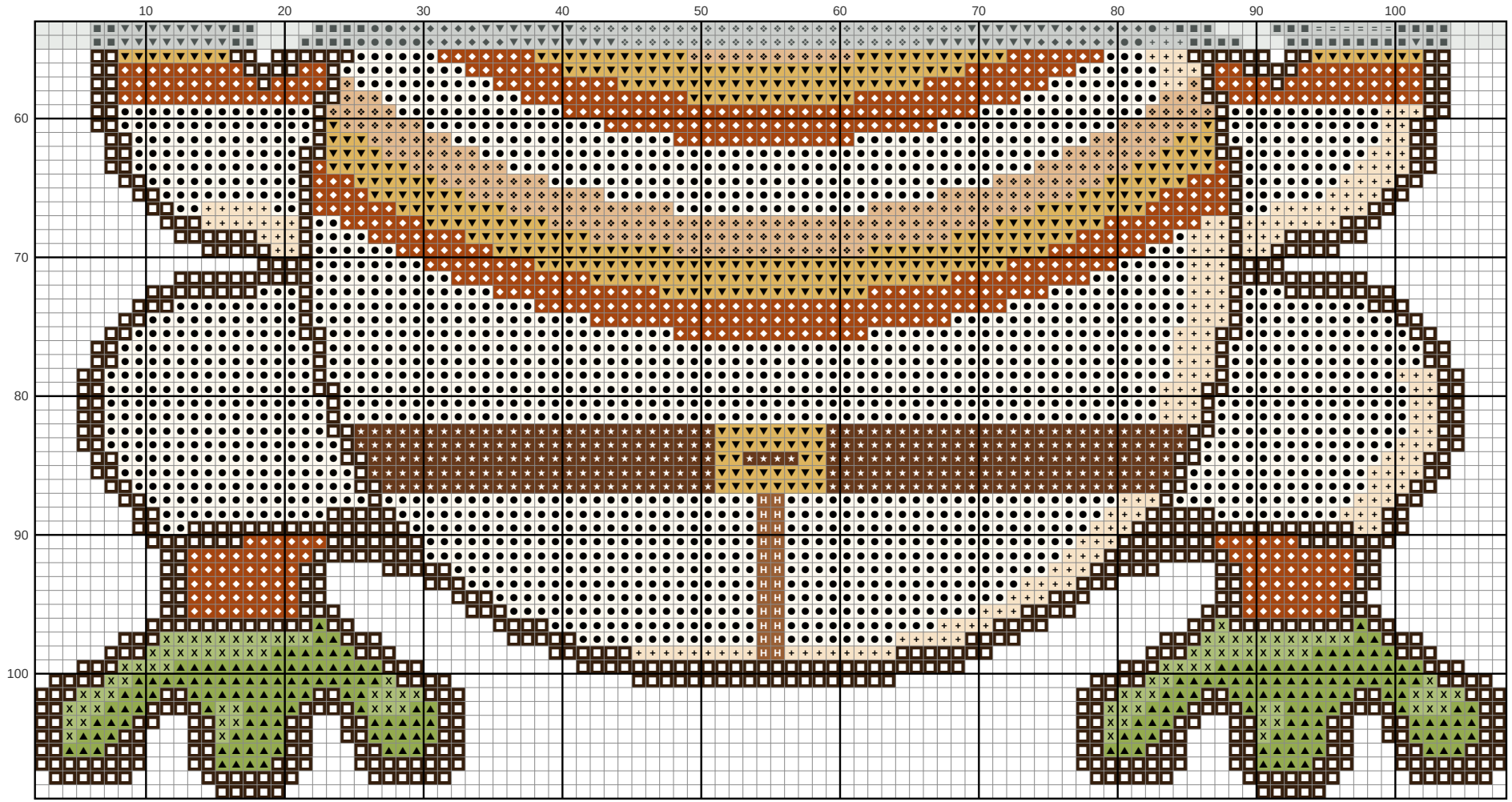

Key

- ● **DMC 712** Cream
- ◆ **DMC 919** Red Copper
- ❖ **DMC 437** Light Tan
- \+ **DMC 739** Ultra Very Light Tan
- □ **DMC 938** Ultra Dark Coffee Brown
- ▼ **DMC 3820** Dark Straw
- X **DMC 471** Very Light Avocado Green
- ▲ **DMC 470** Light Avocado Green
- ★ **DMC 801** Dark Coffee Brown
- H **DMC 434** Light Brown