Retro geode

Needlepoint pattern | 140 x 140 stitches | 14 x 14 in (35.6 x 35.6 cm) on 10 mesh | 19 colors



How to stitch it



1. Each square is one tent stitch, up at 1, down at 2. Lines in continental, right to left, the canvas upside down for the next row; wide areas in basketweave.
2. Cut 18 in of thread. Start and end it without a knot left behind.
3. Mark the middle of the canvas. It is the outlined square on page 2, column 70, row 70 (DMC 939): start there. Count threads, not holes.
4. Go on from it: picture first, background last. Gray squares are on two pages: stitch them once.
5. Last, two more rows all round, each stitch in the color it lies beside: the seam hides them.

First time? How to needlepoint: flossfield.com/needlepoint/guides/how-to-start/
How to read a chart: flossfield.com/needlepoint/guides/how-to-read-a-chart/

What you need

Canvas: blank mono canvas, 10 mesh (10 threads to the inch), cut 18.5 in square (47 cm).

Needle: blunt tapestry, size 18. Also masking tape for the cut edges, and small scissors.

Thread: pearl cotton size 3, 19 colors, about 43 skeins in all (an estimate). Stitch with 2 lengths together.

Make it a pillow: backing fabric, an insert the size of the stitching or an inch larger, and cord or piping for the edge. How to finish a pillow.

Thread list, DMC

			stitches	skeins
●	434	Light Brown	3,068	6
■	801	Dark Coffee Brown	2,693	5
▲	436	Tan	2,000	4
◆	437	Light Tan	1,715	3
▼	919	Red Copper	1,492	3
★	3031	Very Dark Mocha Brown	1,318	2
❖	946	Medium Burnt Orange	1,043	2
X	783	Medium Topaz	979	2
H	3847	Dark Teal Green	885	2
+	712	Cream	853	2
=	311	Medium Navy Blue	849	2
Z	959	Medium Seagreen	817	2
A	964	Light Seagreen	741	2
V	3809	Very Dark Turquoise	595	1
T	939	Very Dark Navy Blue	304	1
N	3848	Medium Teal Green	115	1
S	747	Very Light Sky Blue	89	1
K	BLANC	White	26	1
E	3808	Ultra Very Dark Turquoise	18	1

Skeins are estimates, with the two extra rows: the thread a stitch takes on the front and back of 10 mesh canvas, plus 30 percent, rounded up for each color.

Thread colors are approximate screen matches to DMC numbers. Check against real thread before you buy.

For your own stitching, gifts and handmade pieces you sell. Do not resell or share this PDF or copies of it.

Retro geode Needlepoint pattern

Columns 1 to 74, rows 1 to 74. Start at the red outline

This page is the dark part of the chart



Key

●	**DMC 434** Light Brown	❖	**DMC 946** Medium Burnt Orange	A	**DMC 964** Light Seagreen
■	**DMC 801** Dark Coffee Brown	X	**DMC 783** Medium Topaz	V	**DMC 3809** Very Dark Turquoise
▲	**DMC 436** Tan	H	**DMC 3847** Dark Teal Green	T	**DMC 939** Very Dark Navy Blue
◆	**DMC 437** Light Tan	+	**DMC 712** Cream	N	**DMC 3848** Medium Teal Green
▼	**DMC 919** Red Copper	=	**DMC 311** Medium Navy Blue	S	**DMC 747** Very Light Sky Blue
★	**DMC 3031** Very Dark Mocha Brown	Z	**DMC 959** Medium Seagreen	E	**DMC 3808** Ultra Very Dark Turquoise

Retro geode Needlepoint pattern

Columns 75 to 140, rows 1 to 74. Gray squares: charted already, do not stitch again

This page is the dark part of the chart



Key

- **DMC 434** Light Brown
- **DMC 801** Dark Coffee Brown
- **DMC 436** Tan
- **DMC 437** Light Tan
- **DMC 919** Red Copper
- **DMC 3031** Very Dark Mocha Brown
- **DMC 946** Medium Burnt Orange
- **DMC 783** Medium Topaz
- **DMC 3847** Dark Teal Green
- **DMC 712** Cream
- **DMC 311** Medium Navy Blue
- **DMC 959** Medium Seagreen
- **DMC 964** Light Seagreen
- **DMC 3809** Very Dark Turquoise
- **DMC 939** Very Dark Navy Blue
- **DMC 3848** Medium Teal Green
- **DMC 747** Very Light Sky Blue
- **DMC BLANC** White
- **DMC 3808** Ultra Very Dark Turquoise

Retro geode Needlepoint pattern

Columns 1 to 74, rows 75 to 140. Gray squares: charted already, do not stitch again

This page is the dark part of the chart



Key

- **DMC 434** Light Brown
- **DMC 801** Dark Coffee Brown
- **DMC 436** Tan
- **DMC 437** Light Tan
- **DMC 919** Red Copper
- **DMC 3031** Very Dark Mocha Brown
- **DMC 946** Medium Burnt Orange
- **DMC 783** Medium Topaz
- **DMC 3847** Dark Teal Green
- **DMC 712** Cream
- **DMC 311** Medium Navy Blue
- **DMC 959** Medium Seagreen
- **DMC 964** Light Seagreen
- **DMC 3809** Very Dark Turquoise
- **DMC 939** Very Dark Navy Blue
- **DMC 3848** Medium Teal Green
- **DMC 747** Very Light Sky Blue
- **DMC BLANC** White

Retro geode Needlepoint pattern

Columns 75 to 140, rows 75 to 140. Gray squares: charted already, do not stitch again

This page is the dark part of the chart



Key

- **DMC 434** Light Brown
- **DMC 801** Dark Coffee Brown
- **DMC 436** Tan
- **DMC 437** Light Tan
- **DMC 919** Red Copper
- **DMC 3031** Very Dark Mocha Brown
- **DMC 946** Medium Burnt Orange
- **DMC 783** Medium Topaz
- **DMC 3847** Dark Teal Green
- **DMC 712** Cream
- **DMC 311** Medium Navy Blue
- **DMC 959** Medium Seagreen
- **DMC 964** Light Seagreen
- **DMC 3809** Very Dark Turquoise
- **DMC 939** Very Dark Navy Blue
- **DMC 3848** Medium Teal Green
- **DMC 747** Very Light Sky Blue
- **DMC BLANC** White
- **DMC 3808** Ultra Very Dark Turquoise