Retro heart in looping rainbow stripes

Needlepoint pattern | 90 x 90 stitches | 5 x 5 in (12.7 x 12.7 cm) on 18 mesh | 15 colors



How to stitch it



1. Each square is one tent stitch, up at 1, down at 2. Lines in continental, right to left, the canvas upside down for the next row; wide areas in basketweave.
2. Cut 18 in of thread. Start and end it without a knot left behind.
3. Mark the middle of the canvas. It is the outlined square on page 2, column 45, row 45 (DMC ECRU): start there. Count threads, not holes.
4. Go on from it: picture first, background last. Gray squares are on two pages: stitch them once.
5. Last, two more rows all round, each stitch in the color it lies beside: the opening's edge hides them.

First time? How to needlepoint: flossfield.com/needlepoint/guides/how-to-start/
How to read a chart: flossfield.com/needlepoint/guides/how-to-read-a-chart/

What you need

Canvas: blank mono canvas, 18 mesh (18 threads to the inch), cut 9.5 in square (24.1 cm).

Needle: blunt tapestry, size 22. Also masking tape for the cut edges, and small scissors.

Thread: six-strand floss, 15 colors, about 16 skeins in all (an estimate). Stitch with 4 strands (5 or 6 if canvas shows).

Fit it into a lid: the box or tray, acid-free board and backing. Measure the opening first.
How to fit it into a lid.

Thread list, DMC

			stitches	skeins
●	938	Ultra Dark Coffee Brown	2,034	2
■	739	Ultra Very Light Tan	1,155	1
▲	783	Medium Topaz	1,009	1
◆	433	Medium Brown	932	1
▼	946	Medium Burnt Orange	931	1
★	919	Red Copper	838	1
❖	470	Light Avocado Green	514	1
X	936	Very Dark Avocado Green	302	1
H	ECRU	Ecru	240	1
+	437	Light Tan	38	1
=	918	Dark Red Copper	28	1
Z	780	Ultra Very Dark Topaz	23	1
A	920	Medium Copper	20	1
V	300	Very Dark Mahogany	20	1
T	3822	Light Straw	16	1

Skeins are estimates, with the two extra rows: the thread a stitch takes on the front and back of 18 mesh canvas, plus 30 percent, rounded up for each color.

Thread colors are approximate screen matches to DMC numbers. Check against real thread before you buy.

For your own stitching, gifts and handmade pieces you sell. Do not resell or share this PDF or copies of it.

Retro heart in looping rainbow stripes

Needlepoint pattern

Columns 1 to 49, rows 1 to 90. Start at the red outline

This page is the dark part of the chart



Key

- **DMC 938** Ultra Dark Coffee Brown
- **DMC 739** Ultra Very Light Tan
- **DMC 783** Medium Topaz
- **DMC 433** Medium Brown
- **DMC 946** Medium Burnt Orange
- **DMC 919** Red Copper
- **DMC 470** Light Avocado Green
- **DMC 936** Very Dark Avocado Green
- **DMC ECRU** Ecru
- **DMC 437** Light Tan
- **DMC 918** Dark Red Copper
- **DMC 780** Ultra Very Dark Topaz
- **DMC 920** Medium Copper
- **DMC 300** Very Dark Mahogany
- **DMC 3822** Light Straw

Retro heart in looping rainbow stripes Needlepoint pattern

Columns 50 to 90, rows 1 to 90. Gray squares: charted already, do not stitch again

This page is the dark part of the chart



Key

- DMC 938 Ultra Dark Coffee Brown
- DMC 739 Ultra Very Light Tan
- DMC 783 Medium Topaz
- DMC 433 Medium Brown
- DMC 946 Medium Burnt Orange
- DMC 919 Red Copper
- DMC 470 Light Avocado Green
- DMC 936 Very Dark Avocado Green
- DMC ECRU Ecru
- DMC 437 Light Tan
- DMC 918 Dark Red Copper
- DMC 780 Ultra Very Dark Topaz
- DMC 920 Medium Copper
- DMC 300 Very Dark Mahogany