Retro hedgehog in orange and olive

Needlepoint pattern | 130 x 130 stitches | 10 x 10 in (25.4 x 25.4 cm) on 13 mesh | 14 colors



How to stitch it



1. Each square is one tent stitch, up at 1, down at 2. Lines in continental, right to left, the canvas upside down for the next row; wide areas in basketweave.
2. Cut 18 in of thread. Start and end it without a knot left behind.
3. Mark the middle of the canvas. It is the outlined square on page 2, column 65, row 65 (DMC BLANC): start there. Count threads, not holes.
4. Go on from it: picture first, background last. Gray squares are on two pages: stitch them once.
5. Last, two more rows all round in DMC 732: the seam hides them.

First time? How to needlepoint: flossfield.com/needlepoint/guides/how-to-start/
How to read a chart: flossfield.com/needlepoint/guides/how-to-read-a-chart/

What you need

Canvas: blank mono canvas, 13 mesh (13 threads to the inch), cut 14.5 in square (36.8 cm).

Needle: blunt tapestry, size 20. Also masking tape for the cut edges, and small scissors.

Thread: six-strand floss, 14 colors, about 35 skeins in all (an estimate). Stitch with 7 strands (8 if canvas shows).

Make it a pillow: backing fabric, an insert the size of the stitching or an inch larger, and cord or piping for the edge. How to finish a pillow.

Thread list, DMC

			stitches	skeins
●	**732**	Olive Green	4,686	9
■	**712**	Cream	2,871	5
▲	**721**	Medium Orange Spice	1,916	3
◆	**919**	Red Copper	1,602	3
▼	**783**	Medium Topaz	1,504	3
★	**3822**	Light Straw	1,042	2
❖	**898**	Very Dark Coffee Brown	990	2
X	**437**	Light Tan	921	2
H	**936**	Very Dark Avocado Green	431	1
+	**BLANC**	White	356	1
=	**435**	Very Light Brown	288	1
Z	**433**	Medium Brown	142	1
A	**3371**	Black Brown	87	1
V	**734**	Light Olive Green	64	1

Skeins are estimates, with the two extra rows: the thread a stitch takes on the front and back of 13 mesh canvas, plus 30 percent, rounded up for each color.

Thread colors are approximate screen matches to DMC numbers. Check against real thread before you buy.

For your own stitching, gifts and handmade pieces you sell. Do not resell or share this PDF or copies of it.

Retro hedgehog in orange and olive

Needlepoint pattern

Columns 1 to 69, rows 1 to 69. Start at the red outline

This page is the dark part of the chart



Key

- ● **DMC 732** Olive Green
- ■ **DMC 712** Cream
- ▲ **DMC 721** Medium Orange Spice
- ◆ **DMC 919** Red Copper
- ▼ **DMC 783** Medium Topaz
- ★ **DMC 3822** Light Straw
- ❖ **DMC 898** Very Dark Coffee Brown
- X **DMC 437** Light Tan
- \+ **DMC BLANC** White
- = **DMC 435** Very Light Brown

Retro hedgehog in orange and olive Needlepoint pattern

Columns 70 to 130, rows 1 to 69. Gray squares: charted already, do not stitch again

This page is the dark part of the chart



Key

- **DMC 732** Olive Green
- **DMC 712** Cream
- **DMC 721** Medium Orange Spice
- **DMC 919** Red Copper
- **DMC 783** Medium Topaz
- **DMC 3822** Light Straw
- **DMC 898** Very Dark Coffee Brown
- **DMC BLANC** White

Retro hedgehog in orange and olive

Needlepoint pattern

Columns 1 to 69, rows 70 to 130. Gray squares: charted already, do not stitch again

This page is the dark part of the chart



Key

- ● **DMC 732** Olive Green
- ■ **DMC 712** Cream
- ▲ **DMC 721** Medium Orange Spice
- ◆ **DMC 919** Red Copper
- ▼ **DMC 783** Medium Topaz
- ★ **DMC 3822** Light Straw
- ❖ **DMC 898** Very Dark Coffee Brown
- X **DMC 437** Light Tan
- H **DMC 936** Very Dark Avocado Green
- \+ **DMC BLANC** White
- = **DMC 435** Very Light Brown
- Z **DMC 433** Medium Brown
- A **DMC 3371** Black Brown
- V **DMC 734** Light Olive Green

Retro hedgehog in orange and olive Needlepoint pattern

Columns 70 to 130, rows 70 to 130. Gray squares: charted already, do not stitch again

This page is the dark part of the chart



Key

- ● **DMC 732** Olive Green
- ■ **DMC 712** Cream
- ▲ **DMC 721** Medium Orange Spice
- ◆ **DMC 919** Red Copper
- ▼ **DMC 783** Medium Topaz
- ★ **DMC 3822** Light Straw
- ❖ **DMC 898** Very Dark Coffee Brown
- X **DMC 437** Light Tan
- H **DMC 936** Very Dark Avocado Green
- = **DMC 435** Very Light Brown
- Z **DMC 433** Medium Brown
- V **DMC 734** Light Olive Green