Hippie cat in groovy flowers

Needlepoint pattern | 156 x 156 stitches | 12 x 12 in (30.5 x 30.5 cm) on 13 mesh | 22 colors



How to read the chart



1. Each square is one tent stitch, up at 1, down at 2: basketweave for the background, continental for lines.
2. Bind the edges. Cut 18 in of thread; start and end it without a knot left behind.
3. Mark the middle of the canvas. It is the outlined square on page 5 (DMC 919): start there. Count threads, not holes.
4. Picture first, then border, background last. Gray squares are on two pages: stitch them once.
5. A heavier line stands every ten squares: count by them.
6. When it is done, block it square.

flossfield.com/needlepoint/guides/how-to-read-a-chart/

You will need

Canvas: blank mono canvas, 13 mesh (13 threads to the inch), cut 16 x 16 in (40.6 x 40.6 cm).

Needle: tapestry, size 20. Also masking tape for the cut edges, and small scissors.

Thread: six-strand floss, 7 strands in the needle, six of one length and one of the next (8 if canvas shows), about 47 skeins in all (an estimate).

Make it a pillow: backing fabric, an insert the size of the stitching or an inch larger, and cord or piping for the edge. The seam takes two rows: stitch two extra rows all round, carrying the colors of the edge on. With those rows, each stitch in the color it lies beside, it takes 15 skeins of DMC 938, not 14; 2 of DMC 597, not 1; 2 of DMC 734, not 1.
How to finish a pillow.

Thread list, DMC

			stitches	skeins
●	938	Ultra Dark Coffee Brown	9,479	14
■	921	Copper	3,229	5
▲	739	Ultra Very Light Tan	1,863	3
◆	3820	Dark Straw	1,540	3
▼	300	Very Dark Mahogany	912	2
★	3607	Light Plum	717	2
❖	946	Medium Burnt Orange	704	2
X	917	Medium Plum	703	2
O	734	Light Olive Green	677	1
+	3733	Dusty Rose	594	1
=	597	Turquoise	578	1
Z	BLANC	White	480	1
A	3854	Medium Autumn Gold	435	1
V	741	Medium Tangerine	423	1
T	732	Olive Green	410	1
N	3809	Very Dark Turquoise	365	1
S	3350	Ultra Dark Dusty Rose	348	1
K	919	Red Copper	335	1
E	721	Medium Orange Spice	256	1
C	3685	Very Dark Mauve	158	1
P	907	Light Parrot Green	90	1
U	3689	Light Mauve	40	1

Skeins are estimates: the thread a stitch takes on the front and back of 13 mesh canvas, plus 30 percent, rounded up for each color.
Thread colors are approximate screen matches to DMC numbers. Check against real thread before you buy.
For your own stitching, gifts and handmade pieces you sell. Do not resell or share this PDF or copies of it.

Hippie cat in groovy flowers

Needlepoint pattern

Chart 1 of 5: columns 1 to 78, rows 1 to 66

This page is the dark part of the chart



Key

- DMC 938 — Ultra Dark Coffee Brown
- DMC 921 — Copper
- DMC 739 — Ultra Very Light Tan
- DMC 3820 — Dark Straw
- DMC 300 — Very Dark Mahogany
- DMC 3607 — Light Plum
- DMC 946 — Medium Burnt Orange
- DMC 917 — Medium Plum
- DMC 734 — Light Olive Green
- DMC 3733 — Dusty Rose
- DMC 597 — Turquoise
- DMC 741 — Medium Tangerine
- DMC 732 — Olive Green
- DMC 3350 — Ultra Dark Dusty Rose
- DMC 919 — Red Copper
- DMC 907 — Light Parrot Green
- DMC 3689 — Light Mauve

Hippie cat in groovy flowers

Needlepoint pattern

Chart 2 of 5: columns 79 to 156, rows 1 to 66. Gray squares repeat columns 77 and 78: do not stitch them twice

This page is the dark part of the chart



Key

- **DMC 938** Ultra Dark Coffee Brown
- **DMC 921** Copper
- **DMC 739** Ultra Very Light Tan
- **DMC 3820** Dark Straw
- **DMC 300** Very Dark Mahogany
- **DMC 3607** Light Plum
- **DMC 946** Medium Burnt Orange
- **DMC 917** Medium Plum
- **DMC 734** Light Olive Green
- **DMC 3733** Dusty Rose
- **DMC 597** Turquoise
- **DMC 741** Medium Tangerine
- **DMC 732** Olive Green
- **DMC 3809** Very Dark Turquoise
- **DMC 3350** Ultra Dark Dusty Rose
- **DMC 919** Red Copper
- **DMC 907** Light Parrot Green
- **DMC 3689** Light Mauve

Hippie cat in groovy flowers

Needlepoint pattern

This page is the dark part of the chart

Chart 3 of 5: columns 1 to 52, rows 67 to 156. Gray squares repeat rows 65 and 66: do not stitch them twice

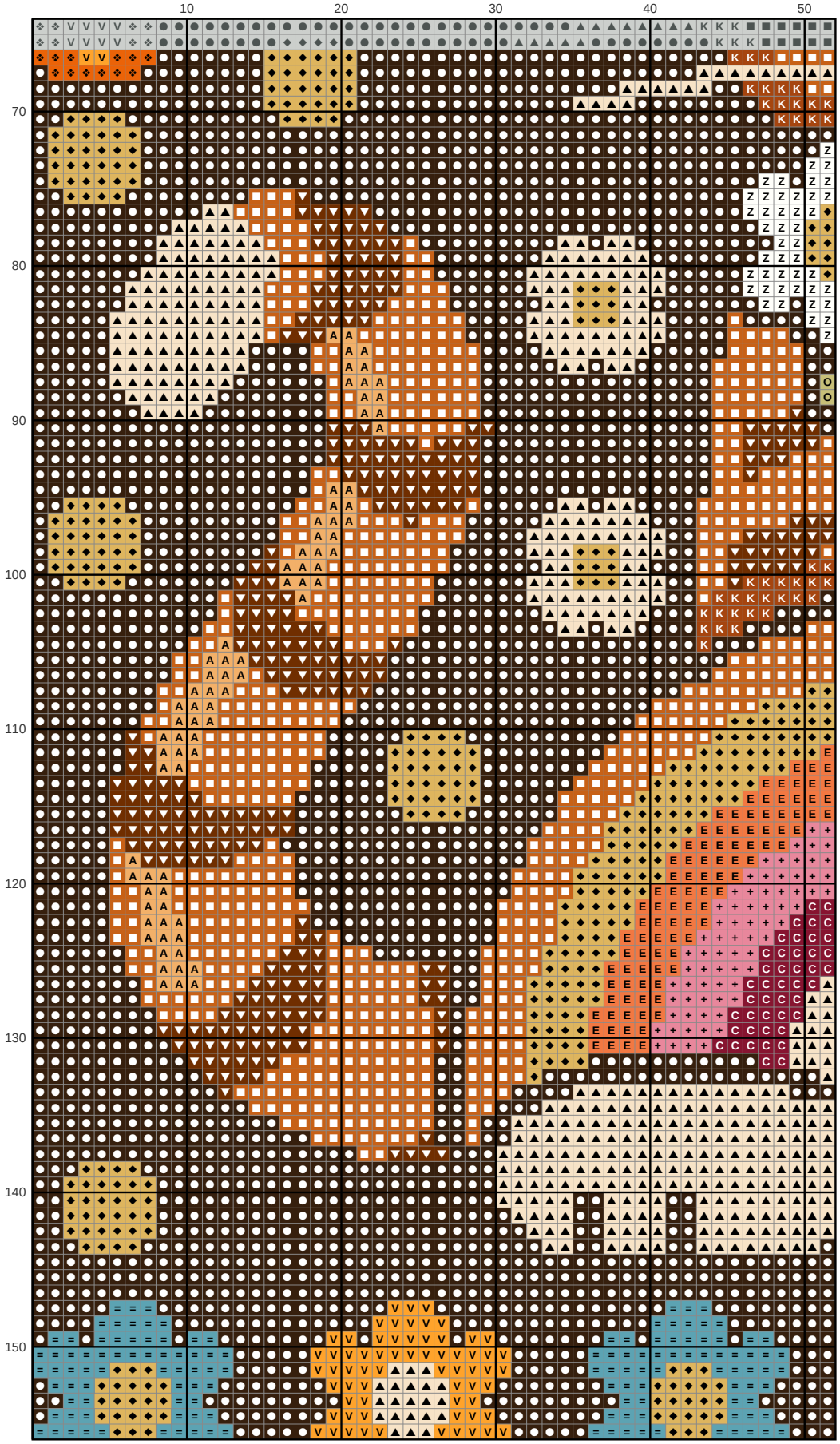

Key

- ● **DMC 938** Ultra Dark Coffee Brown
- ■ **DMC 921** Copper
- ▲ **DMC 739** Ultra Very Light Tan
- ◆ **DMC 3820** Dark Straw
- ▼ **DMC 300** Very Dark Mahogany
- ❖ **DMC 946** Medium Burnt Orange
- O **DMC 734** Light Olive Green
- \+ **DMC 3733** Dusty Rose
- = **DMC 597** Turquoise
- Z **DMC BLANC** White
- A **DMC 3854** Medium Autumn Gold
- V **DMC 741** Medium Tangerine
- K **DMC 919** Red Copper
- E **DMC 721** Medium Orange Spice
- C **DMC 3685** Very Dark Mauve

Hippie cat in groovy flowers

Needlepoint pattern

This page is the dark part of the chart

Chart 4 of 5: columns 53 to 104, rows 67 to 156. Start at the red outline. Gray squares repeat columns 51 and 52 and rows 65 and 66, do not stitch th



Key

- **DMC 938** Ultra Dark Coffee Brown
- **DMC 921** Copper
- **DMC 739** Ultra Very Light Tan
- **DMC 3820** Dark Straw
- **DMC 300** Very Dark Mahogany
- **DMC 3607** Light Plum
- **DMC 946** Medium Burnt Orange
- **DMC 734** Light Olive Green
- **DMC 3733** Dusty Rose
- **DMC BLANC** White
- **DMC 3854** Medium Autumn Gold
- **DMC 919** Red Copper
- **DMC 721** Medium Orange Spice
- **DMC 3685** Very Dark Mauve

Hippie cat in groovy flowers

Needlepoint pattern

This page is the dark part of the chart

Chart 5 of 5: columns 105 to 156, rows 67 to 156. Gray squares repeat columns 103 and 104 and rows 65 and 66: do not stitch them twice



Key

- DMC 938 — Ultra Dark Coffee Brown
- DMC 921 — Copper
- DMC 739 — Ultra Very Light Tan
- DMC 3820 — Dark Straw
- DMC 300 — Very Dark Mahogany
- DMC 3607 — Light Plum
- DMC 946 — Medium Burnt Orange
- DMC 917 — Medium Plum
- DMC 734 — Light Olive Green
- DMC 3733 — Dusty Rose
- DMC 597 — Turquoise
- DMC BLANC — White
- DMC 741 — Medium Tangerine
- DMC 732 — Olive Green
- DMC 3809 — Very Dark Turquoise
- DMC 919 — Red Copper
- DMC 721 — Medium Orange Spice
- DMC 3685 — Very Dark Mauve