Home sweet camper, daisy van

Needlepoint pattern | 157 x 201 stitches | 12.1 x 15.5 in (30.7 x 39.3 cm) on 13 mesh | 14 colors



How to stitch it



1. Each square is one tent stitch, up at 1, down at 2. Lines in continental, right to left, the canvas upside down for the next row; wide areas in basketweave.
2. Cut 18 in of thread. Start and end it without a knot left behind.
3. Mark the middle of the canvas. It is the outlined square on page 6, column 79, row 101 (DMC 745): start there. Count threads, not holes.
4. Go on from it: picture first, background last. Gray squares are on two pages: stitch them once.
5. When it is done, block it square.

First time? How to needlepoint: flossfield.com/needlepoint/guides/how-to-start/
How to read a chart: flossfield.com/needlepoint/guides/how-to-read-a-chart/

What you need

Canvas: blank mono canvas, 13 mesh (13 threads to the inch), cut 16.5 in wide x 19.5 in high (41.9 x 49.5 cm).

Needle: blunt tapestry, size 20. Also masking tape for the cut edges, and small scissors.

Thread: six-strand floss, 14 colors, about 54 skeins in all (an estimate). Stitch with 7 strands (8 if canvas shows).

Frame it: acid-free board and a frame.
How to frame needlepoint.

Thread list, DMC

			stitches	skeins
●	**677**	Very Light Old Gold	18,970	28
□	**938**	Ultra Dark Coffee Brown	3,716	6
▲	**3808**	Ultra Very Dark Turquoise	1,502	3
◆	**3340**	Medium Apricot	1,435	3
▼	**920**	Medium Copper	1,313	2
★	**783**	Medium Topaz	1,073	2
❖	**3865**	Winter White	946	2
X	**3821**	Straw	776	2
H	**745**	Light Pale Yellow	632	1
+	**739**	Ultra Very Light Tan	490	1
=	**3811**	Very Light Turquoise	308	1
Z	**437**	Light Tan	232	1
A	**3809**	Very Dark Turquoise	92	1
V	**3810**	Dark Turquoise	72	1

Skeins are estimates: the thread a stitch takes on the front and back of 13 mesh canvas, plus 30 percent, rounded up for each color.
Thread colors are approximate screen matches to DMC numbers. Check against real thread before you buy.
For your own stitching, gifts and handmade pieces you sell. Do not resell or share this PDF or copies of it.

Home sweet camper, daisy van

Needlepoint pattern

Columns 1 to 53, rows 1 to 100

This page is the dark part of the chart



Key

- ● **DMC 677** Very Light Old Gold
- □ **DMC 938** Ultra Dark Coffee Brown
- △ **DMC 3808** Ultra Very Dark Turquoise
- ◆ **DMC 3340** Medium Apricot
- ▽ **DMC 920** Medium Copper
- ★ **DMC 783** Medium Topaz
- ❖ **DMC 3865** Winter White
- X **DMC 3821** Straw
- H **DMC 745** Light Pale Yellow
- \+ **DMC 739** Ultra Very Light Tan
- = **DMC 3811** Very Light Turquoise
- Z **DMC 437** Light Tan
- V **DMC 3810** Dark Turquoise

Home sweet camper, daisy van Needlepoint pattern

Columns 54 to 105, rows 1 to 100. Gray squares: charted already, do not stitch again

This page is the dark part of the chart



Key

- DMC 677 Very Light Old Gold
- DMC 938 Ultra Dark Coffee Brown
- DMC 3808 Ultra Very Dark Turquoise
- DMC 3340 Medium Apricot
- DMC 920 Medium Copper
- DMC 783 Medium Topaz
- DMC 3865 Winter White
- DMC 3821 Straw
- DMC 745 Light Pale Yellow
- DMC 739 Ultra Very Light Tan
- DMC 3811 Very Light Turquoise
- DMC 437 Light Tan
- DMC 3810 Dark Turquoise

Home sweet camper, daisy van

Needlepoint pattern

Columns 106 to 157, rows 1 to 100. Gray squares: charted already, do not stitch again

This page is the dark part of the chart

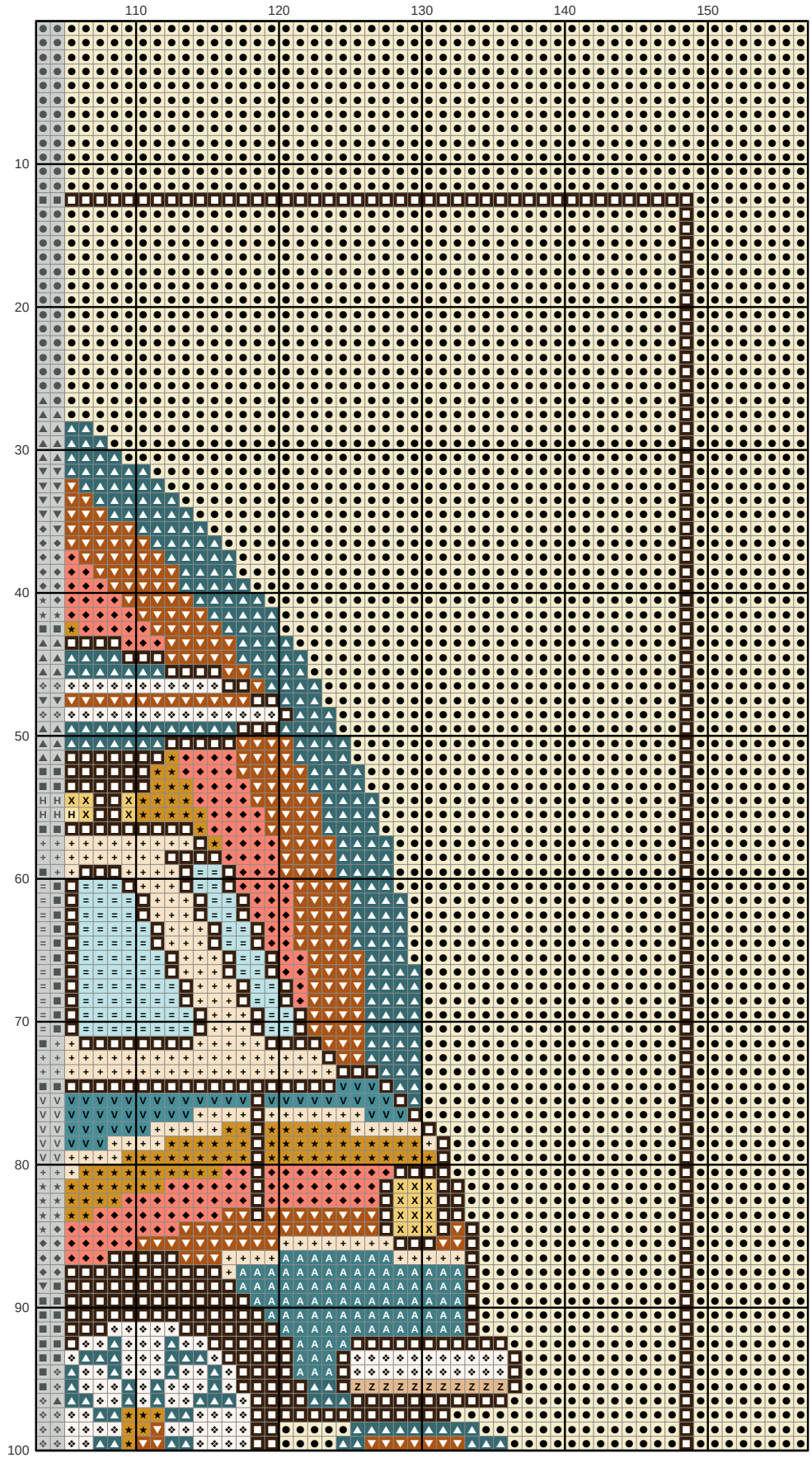

Key

- ● **DMC 677** Very Light Old Gold
- ■ **DMC 938** Ultra Dark Coffee Brown
- ▲ **DMC 3808** Ultra Very Dark Turquoise
- ◆ **DMC 3340** Medium Apricot
- ▼ **DMC 920** Medium Copper
- ★ **DMC 783** Medium Topaz
- ❖ **DMC 3865** Winter White
- X **DMC 3821** Straw
- H **DMC 745** Light Pale Yellow
- \+ **DMC 739** Ultra Very Light Tan
- = **DMC 3811** Very Light Turquoise
- Z **DMC 437** Light Tan
- A **DMC 3809** Very Dark Turquoise
- V **DMC 3810** Dark Turquoise

Home sweet camper, daisy van

Needlepoint pattern

Columns 1 to 53, rows 101 to 201. Gray squares: charted already, do not stitch again

This page is the dark part of the chart

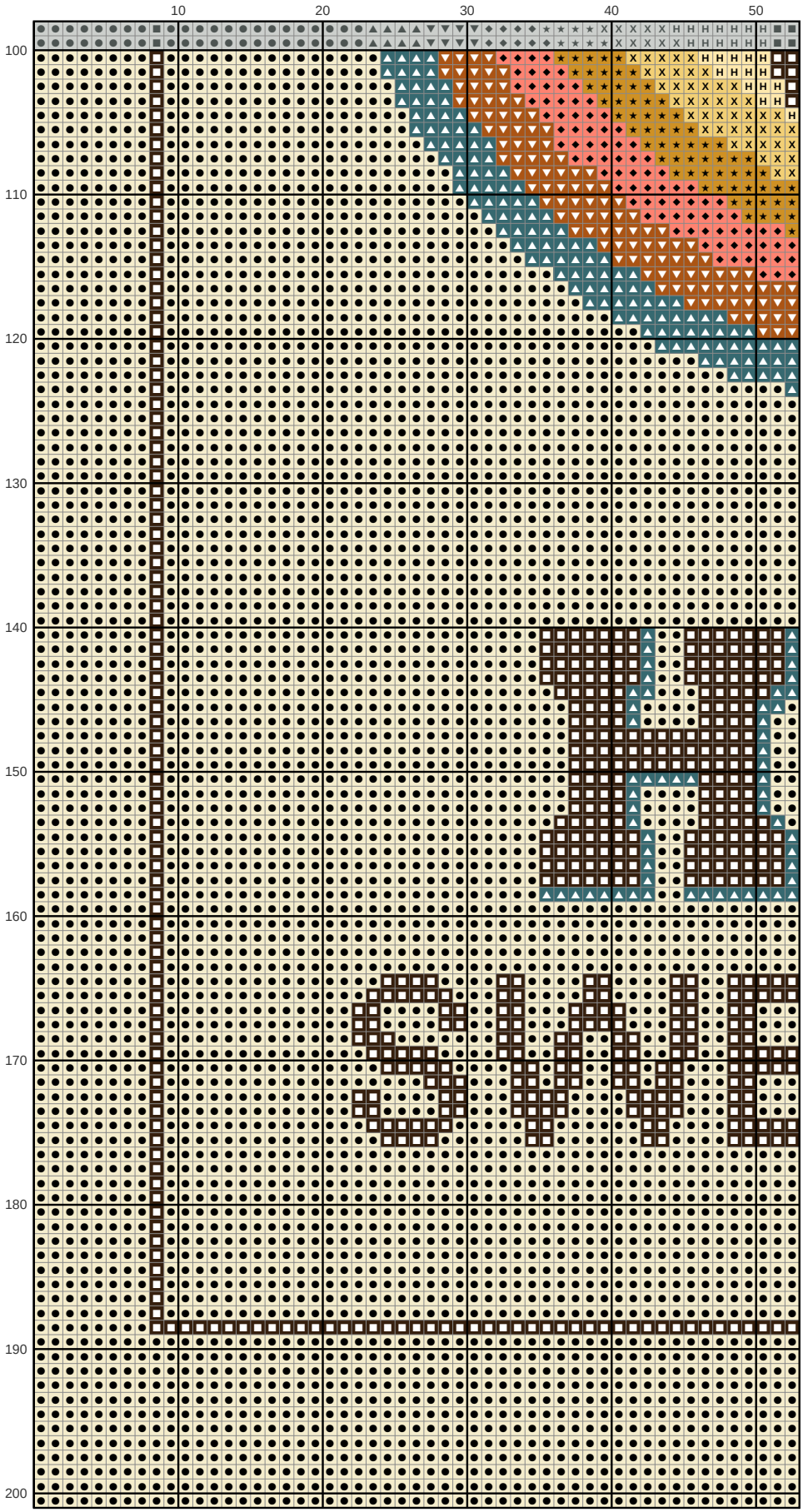

Key

- ● **DMC 677** Very Light Old Gold
- ■ **DMC 938** Ultra Dark Coffee Brown
- ▲ **DMC 3808** Ultra Very Dark Turquoise
- ◆ **DMC 3340** Medium Apricot
- ▼ **DMC 920** Medium Copper
- ★ **DMC 783** Medium Topaz
- X **DMC 3821** Straw
- H **DMC 745** Light Pale Yellow

Home sweet camper, daisy van

Needlepoint pattern

This page is the dark part of the chart

Columns 54 to 105, rows 101 to 201. Start at the red outline. Gray squares: charted already, do not stitch again

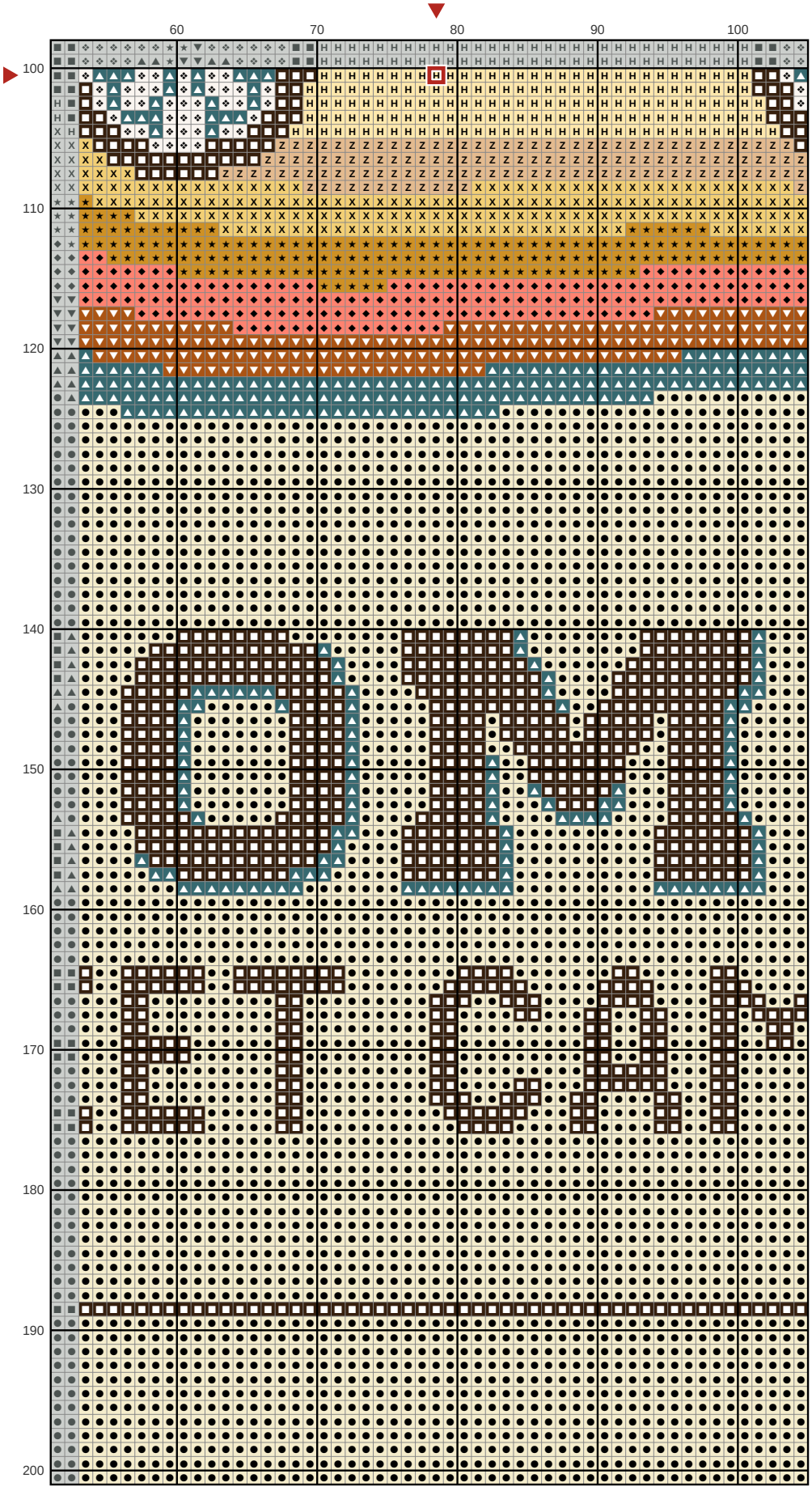

Key

- DMC 677 Very Light Old Gold
- DMC 938 Ultra Dark Coffee Brown
- DMC 3808 Ultra Very Dark Turquoise
- DMC 3340 Medium Apricot
- DMC 920 Medium Copper
- DMC 783 Medium Topaz
- DMC 3865 Winter White
- DMC 3821 Straw
- DMC 745 Light Pale Yellow
- DMC 437 Light Tan

Home sweet camper, daisy van

Needlepoint pattern

Columns 106 to 157, rows 101 to 201. Gray squares: charted already, do not stitch again

This page is the dark part of the chart

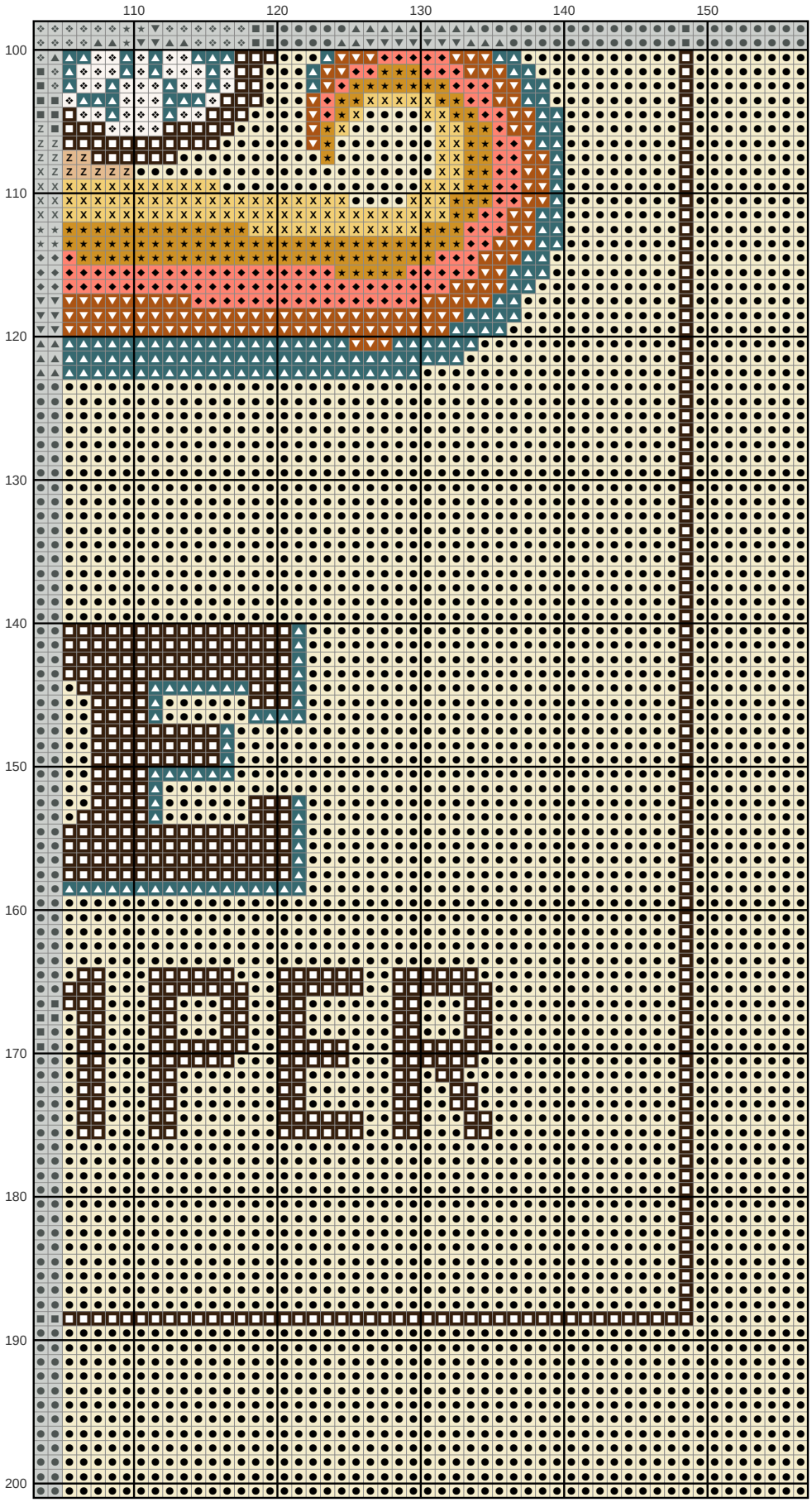

Key

- ● **DMC 677** Very Light Old Gold
- ■ **DMC 938** Ultra Dark Coffee Brown
- ▲ **DMC 3808** Ultra Very Dark Turquoise
- ◆ **DMC 3340** Medium Apricot
- ▼ **DMC 920** Medium Copper
- ★ **DMC 783** Medium Topaz
- ❖ **DMC 3865** Winter White
- X **DMC 3821** Straw
- Z **DMC 437** Light Tan