Just married, car with cans

Needlepoint pattern | 160 x 120 stitches | 16 x 12 in (40.6 x 30.5 cm) on 10 mesh | 24 colors



How to stitch it



1. Each square is one tent stitch, up at 1, down at 2. Lines in continental, right to left, the canvas upside down for the next row; wide areas in basketweave.
2. Cut 18 in of thread. Start and end it without a knot left behind.
3. Mark the middle of the canvas. It is the outlined square on page 2, column 80, row 60 (DMC 712): start there. Count threads, not holes.
4. Go on from it: picture first, background last. Gray squares are on two pages: stitch them once.
5. Last, two more rows all round, each stitch in the color it lies beside: the seam hides them.

First time? How to needlepoint: flossfield.com/needlepoint/guides/how-to-start/
How to read a chart: flossfield.com/needlepoint/guides/how-to-read-a-chart/

What you need

Canvas: blank mono canvas, 10 mesh (10 threads to the inch), cut 20.5 in wide x 16.5 in high (52.1 x 41.9 cm).

Needle: blunt tapestry, size 18. Also masking tape for the cut edges, and small scissors.

Thread: pearl cotton size 3, 24 colors, about 44 skeins in all (an estimate). Stitch with 2 lengths together.

Make it a pillow: backing fabric, an insert the size of the stitching or an inch larger, and cord or piping for the edge. How to finish a pillow.

Thread list, DMC

			stitches	skeins
●	**938**	Ultra Dark Coffee Brown	4,114	7
■	**712**	Cream	3,754	6
▲	**3733**	Dusty Rose	1,424	3
◆	**920**	Medium Copper	1,268	2
▼	**922**	Light Copper	1,046	2
★	**3862**	Dark Mocha Beige	975	2
❖	**3810**	Dark Turquoise	893	2
X	**783**	Medium Topaz	852	2
H	**839**	Dark Beige Brown	746	2
+	**3687**	Mauve	700	2
=	**3822**	Light Straw	587	1
Z	**598**	Light Turquoise	526	1
A	**3752**	Very Light Antique Blue	465	1
V	**3750**	Very Dark Antique Blue	411	1
T	**347**	Very Dark Salmon	406	1
N	**762**	Very Light Pearl Gray	279	1
S	**732**	Olive Green	234	1
K	**3808**	Ultra Very Dark Turquoise	170	1
E	**414**	Dark Steel Gray	104	1
C	**945**	Tawny	83	1
P	**3064**	Desert Sand	79	1
U	**931**	Medium Antique Blue	36	1
L	**318**	Light Steel Gray	26	1
2	**733**	Medium Olive Green	22	1

Skeins are estimates, with the two extra rows: the thread a stitch takes on the front and back of 10 mesh canvas, plus 30 percent, rounded up for each color.

Thread colors are approximate screen matches to DMC numbers. Check against real thread before you buy.

For your own stitching, gifts and handmade pieces you sell. Do not resell or share this PDF or copies of it.

Just married, car with cans

Needlepoint pattern

Columns 1 to 84, rows 1 to 64. Start at the red outline

This page is the dark part of the chart



Key

- **DMC 938** Ultra Dark Coffee Brown
- **DMC 712** Cream
- **DMC 3733** Dusty Rose
- **DMC 920** Medium Copper
- **DMC 922** Light Copper
- **DMC 3810** Dark Turquoise
- **DMC 783** Medium Topaz
- **DMC 839** Dark Beige Brown
- **DMC 3687** Mauve
- **DMC 3822** Light Straw
- **DMC 598** Light Turquoise
- **DMC 3752** Very Light Antique Blue
- **DMC 3750** Very Dark Antique Blue
- **DMC 347** Very Dark Salmon
- **DMC 3808** Ultra Very Dark Turquoise
- **DMC 945** Tawny
- **DMC 3064** Desert Sand
- **DMC 931** Medium Antique Blue

Just married, car with cans

Needlepoint pattern

Columns 85 to 160, rows 1 to 64. Gray squares: charted already, do not stitch again

This page is the dark part of the chart



Key

- DMC 938 Ultra Dark Coffee Brown
- DMC 712 Cream
- DMC 3733 Dusty Rose
- DMC 920 Medium Copper
- DMC 922 Light Copper
- DMC 3862 Dark Mocha Beige
- DMC 3810 Dark Turquoise
- DMC 783 Medium Topaz
- DMC 839 Dark Beige Brown
- DMC 3687 Mauve
- DMC 3822 Light Straw
- DMC 598 Light Turquoise
- DMC 3750 Very Dark Antique Blue
- DMC 347 Very Dark Salmon
- DMC 3808 Ultra Very Dark Turquoise
- DMC 945 Tawny
- DMC 931 Medium Antique Blue

Just married, car with cans

Needlepoint pattern

Columns 1 to 84, rows 65 to 120. Gray squares: charted already, do not stitch again

This page is the dark part of the chart

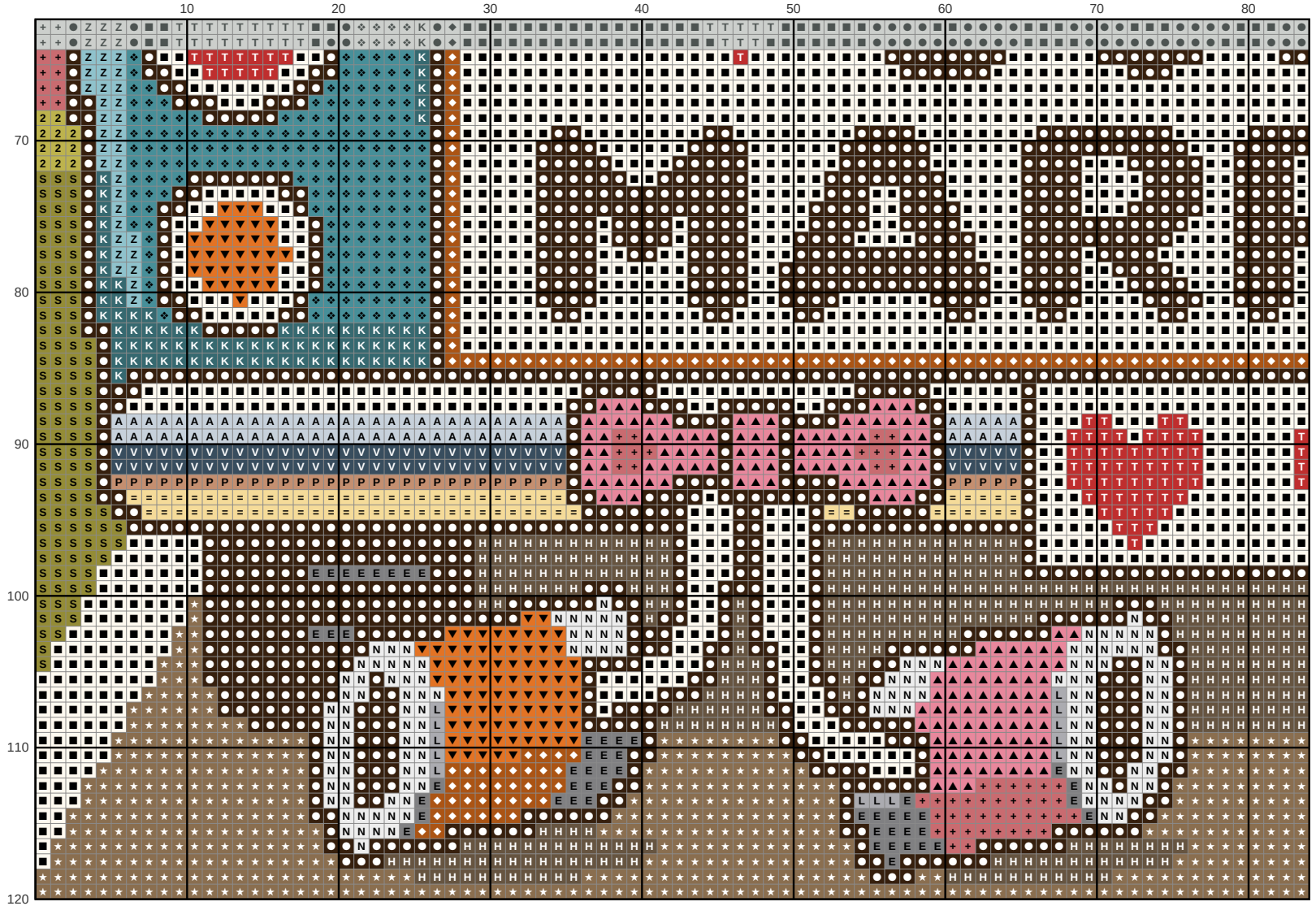

Key

- DMC 938
- DMC 712 Cream
- DMC 3733
- DMC 920
- DMC 922
- DMC 3862
- DMC 3810
- H DMC 839
- \+ DMC 3687 Mauve
- = DMC 3822
- Z DMC 598
- A DMC 3752
- V DMC 3750
- T DMC 347
- N DMC 762
- S DMC 732 Olive Green
- K DMC 3808
- E DMC 414
- P DMC 3064
- L DMC 318
- 2 DMC 733

Just married, car with cans

Needlepoint pattern

Columns 85 to 160, rows 65 to 120. Gray squares: charted already, do not stitch again

This page is the dark part of the chart

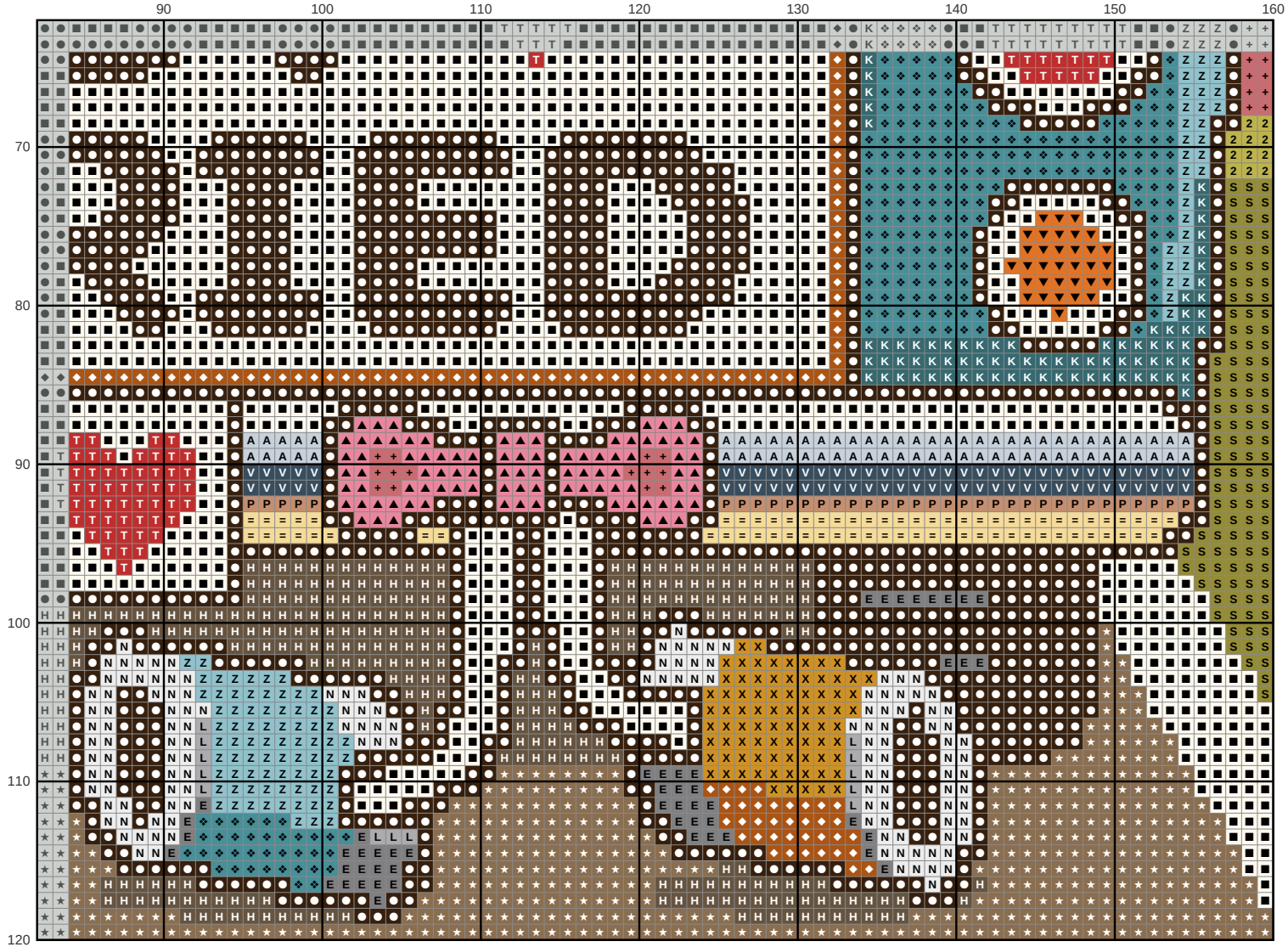

Key

- DMC 938 Ultra Dark Coffee Brown
- DMC 712 Cream
- DMC 3733 Dusty Rose
- DMC 920 Medium Copper
- DMC 922 Light Copper
- DMC 3862 Dark Mocha Beige
- DMC 3810 Dark Turquoise
- DMC 783 Medium Topaz
- DMC 839 Dark Beige Brown
- DMC 3687 Mauve
- DMC 3822 Light Straw
- DMC 598 Light Turquoise
- DMC 3752 Very Light Antique Blue
- DMC 3750 Very Dark Antique Blue
- DMC 347 Very Dark Salmon
- DMC 762 Very Light Pearl Gray
- DMC 732 Olive Green
- DMC 3808 Ultra Very Dark Turquoise
- DMC 414 Dark Steel Gray
- DMC 3064 Desert Sand
- DMC 318 Light Steel Gray
- DMC 733 Medium Olive Green