Retro Maine state shape

Needlepoint pattern | 90 x 126 stitches | 5 x 7 in (12.7 x 17.8 cm) on 18 mesh | 20 colors



How to stitch it



1. Each square is one tent stitch, up at 1, down at 2. Lines in continental, right to left, the canvas upside down for the next row; wide areas in basketweave.
2. Cut 18 in of thread. Start and end it without a knot left behind.
3. Mark the middle of the canvas. It is the outlined square on page 2, column 45, row 63 (DMC 712): start there. Count threads, not holes.
4. Go on from it: picture first, background last. Gray squares are on two pages: stitch them once.
5. When it is done, block it square.

First time? How to needlepoint: flossfield.com/needlepoint/guides/how-to-start/
How to read a chart: flossfield.com/needlepoint/guides/how-to-read-a-chart/

What you need

Canvas: blank mono canvas, 18 mesh (18 threads to the inch), cut 9 in wide x 11 in high (22.9 x 27.9 cm).

Needle: blunt tapestry, size 22. Also masking tape for the cut edges, and small scissors.

Thread: six-strand floss, 20 colors, about 23 skeins in all (an estimate). Stitch with 4 strands (5 or 6 if canvas shows).

Frame it: acid-free board and a frame.
How to frame needlepoint.

Thread list, DMC

			stitches	skeins
●	815	Medium Garnet	2,011	2
■	597	Turquoise	1,483	2
▲	3808	Ultra Very Dark Turquoise	1,446	2
◆	741	Medium Tangerine	985	1
▼	745	Light Pale Yellow	982	1
★	920	Medium Copper	975	1
❖	712	Cream	938	1
X	3809	Very Dark Turquoise	615	1
H	349	Dark Coral	437	1
+	721	Medium Orange Spice	347	1
=	3820	Dark Straw	198	1
Z	471	Very Light Avocado Green	174	1
A	937	Medium Avocado Green	160	1
V	890	Ultra Dark Pistachio Green	133	1
T	470	Light Avocado Green	100	1
N	3811	Very Light Turquoise	93	1
S	3371	Black Brown	73	1
K	154	Very Dark Grape	68	1
E	738	Very Light Tan	68	1
C	351	Coral	54	1

Skeins are estimates: the thread a stitch takes on the front and back of 18 mesh canvas, plus 30 percent, rounded up for each color.
Thread colors are approximate screen matches to DMC numbers. Check against real thread before you buy.
For your own stitching, gifts and handmade pieces you sell. Do not resell or share this PDF or copies of it.

Retro Maine state shape

Needlepoint pattern

Columns 1 to 90, rows 1 to 67. Start at the red outline

This page is the dark part of the chart



Key

- **DMC 815** Medium Garnet
- **DMC 597** Turquoise
- **DMC 3808** Ultra Very Dark Turquoise
- **DMC 741** Medium Tangerine
- **DMC 745** Light Pale Yellow
- **DMC 920** Medium Copper
- **DMC 712** Cream
- **DMC 3809** Very Dark Turquoise
- **DMC 349** Dark Coral
- **DMC 721** Medium Orange Spice
- **DMC 3820** Dark Straw
- **DMC 937** Medium Avocado Green
- **DMC 890** Ultra Dark Pistachio Green
- **DMC 3371** Black Brown
- **DMC 154** Very Dark Grape
- **DMC 738** Very Light Tan

Retro Maine state shape

Needlepoint pattern

Columns 1 to 90, rows 68 to 126. Gray squares: charted already, do not stitch again

This page is the dark part of the chart

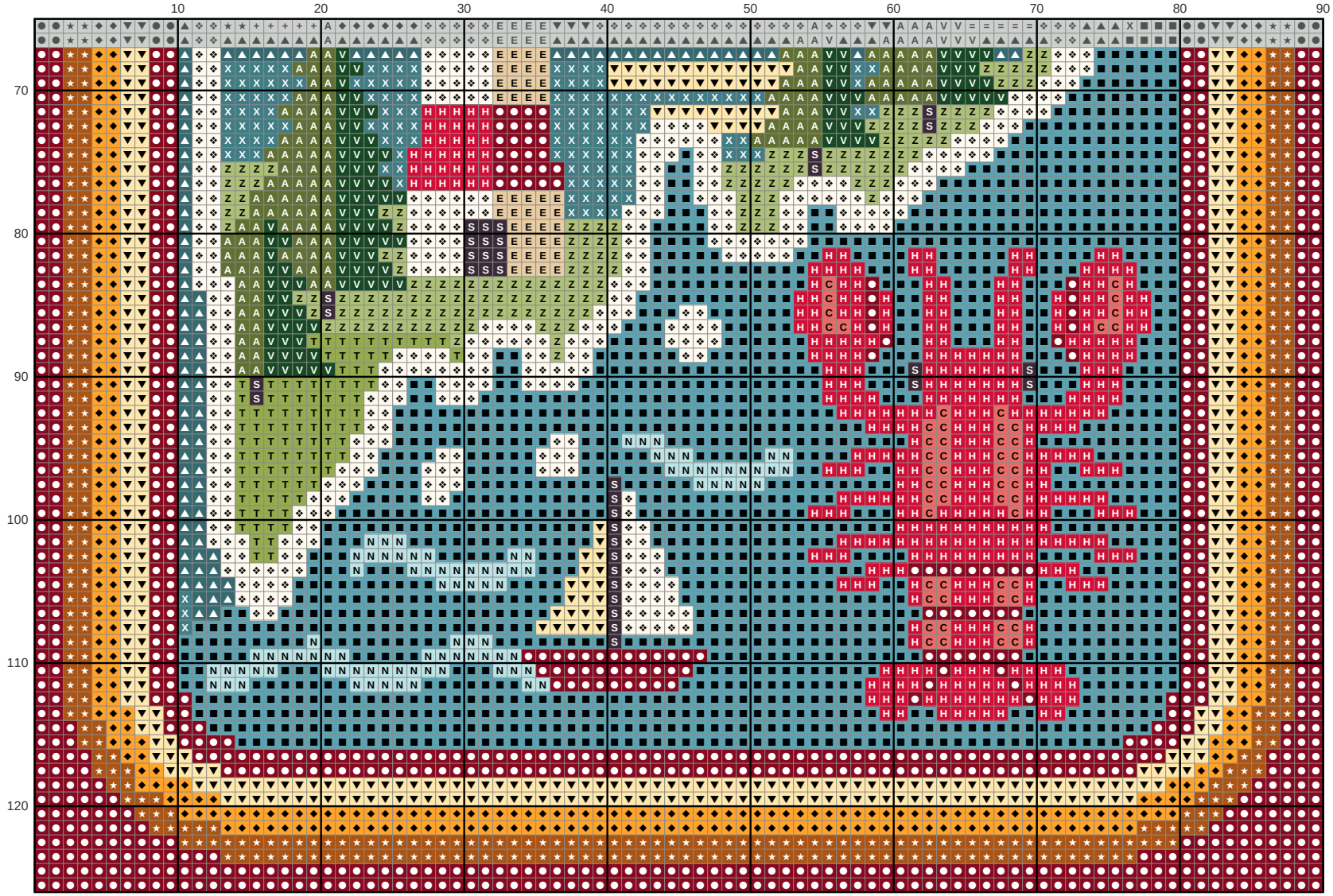

Key

- **DMC 815** Medium Garnet
- **DMC 597** Turquoise
- **DMC 3808** Ultra Very Dark Turquoise
- **DMC 741** Medium Tangerine
- **DMC 745** Light Pale Yellow
- **DMC 920** Medium Copper
- **DMC 712** Cream
- **DMC 3809** Very Dark Turquoise
- **DMC 349** Dark Coral
- **DMC 471** Very Light Avocado Green
- **DMC 937** Medium Avocado Green
- **DMC 890** Ultra Dark Pistachio Green
- **DMC 470** Light Avocado Green
- **DMC 3811** Very Light Turquoise
- **DMC 3371** Black Brown
- **DMC 738** Very Light Tan
- **DMC 351** Coral