Not my circus, not my monkeys

Needlepoint pattern | 140 x 140 stitches | 14 x 14 in (35.6 x 35.6 cm) on 10 mesh | 24 colors



How to stitch it



1. Each square is one tent stitch, up at 1, down at 2. Lines in continental, right to left, the canvas upside down for the next row; wide areas in basketweave.
2. Cut 18 in of thread. Start and end it without a knot left behind.
3. Mark the middle of the canvas. It is the outlined square on page 2, column 70, row 70 (DMC 783): start there. Count threads, not holes.
4. Go on from it: picture first, background last. Gray squares are on two pages: stitch them once.
5. Last, two more rows all round, each stitch in the color it lies beside: the seam hides them.

First time? How to needlepoint: flossfield.com/needlepoint/guides/how-to-start/
How to read a chart: flossfield.com/needlepoint/guides/how-to-read-a-chart/

What you need

Canvas: blank mono canvas, 10 mesh (10 threads to the inch), cut 18.5 in square (47 cm).

Needle: blunt tapestry, size 18. Also masking tape for the cut edges, and small scissors.

Thread: pearl cotton size 3, 24 colors, about 46 skeins in all (an estimate). Stitch with 2 lengths together.

Make it a pillow: backing fabric, an insert the size of the stitching or an inch larger, and cord or piping for the edge. How to finish a pillow.

Thread list, DMC

			stitches	skeins
●	**712**	Cream	3,668	7
■	**938**	Ultra Dark Coffee Brown	3,508	6
▲	**3808**	Ultra Very Dark Turquoise	2,458	4
◆	**3822**	Light Straw	2,105	4
▼	**729**	Medium Old Gold	1,454	3
★	**433**	Medium Brown	1,191	2
❖	**3371**	Black Brown	897	2
X	**738**	Very Light Tan	696	2
H	**783**	Medium Topaz	649	1
+	**920**	Medium Copper	532	1
=	**898**	Very Dark Coffee Brown	330	1
Z	**3810**	Dark Turquoise	308	1
A	**435**	Very Light Brown	274	1
V	**3809**	Very Dark Turquoise	251	1
T	**3024**	Very Light Brown Gray	230	1
N	**918**	Dark Red Copper	219	1
S	**739**	Ultra Very Light Tan	198	1
K	**3834**	Dark Grape	167	1
E	**726**	Light Topaz	132	1
C	**437**	Light Tan	130	1
P	**817**	Very Dark Coral Red	106	1
U	**154**	Very Dark Grape	58	1
L	**3865**	Winter White	24	1
2	**317**	Pewter Gray	15	1

Skeins are estimates, with the two extra rows: the thread a stitch takes on the front and back of 10 mesh canvas, plus 30 percent, rounded up for each color.

Thread colors are approximate screen matches to DMC numbers. Check against real thread before you buy.

For your own stitching, gifts and handmade pieces you sell. Do not resell or share this PDF or copies of it.

Not my circus, not my monkeys Needlepoint pattern

Columns 1 to 74, rows 1 to 74. Start at the red outline

This page is the dark part of the chart



Key

- ● **DMC 712** Cream
- ■ **DMC 938** Ultra Dark Coffee Brown
- ▲ **DMC 3808** Ultra Very Dark Turquoise
- ◆ **DMC 3822** Light Straw
- ★ **DMC 433** Medium Brown
- ❖ **DMC 3371** Black Brown
- X **DMC 738** Very Light Tan
- H **DMC 783** Medium Topaz
- \+ **DMC 920** Medium Copper
- = **DMC 898** Very Dark Coffee Brown
- Z **DMC 3810** Dark Turquoise
- A **DMC 435** Very Light Brown
- V **DMC 3809** Very Dark Turquoise
- T **DMC 3024** Very Light Brown Gray
- S **DMC 739** Ultra Very Light Tan
- K **DMC 3834** Dark Grape
- E **DMC 726** Light Topaz
- C **DMC 437** Light Tan
- P **DMC 817** Very Dark Coral Red
- U **DMC 154** Very Dark Grape
- L **DMC 3865** Winter White
- 2 **DMC 317** Pewter Gray

Not my circus, not my monkeys Needlepoint pattern

Columns 75 to 140, rows 1 to 74. Gray squares: charted already, do not stitch again

This page is the dark part of the chart

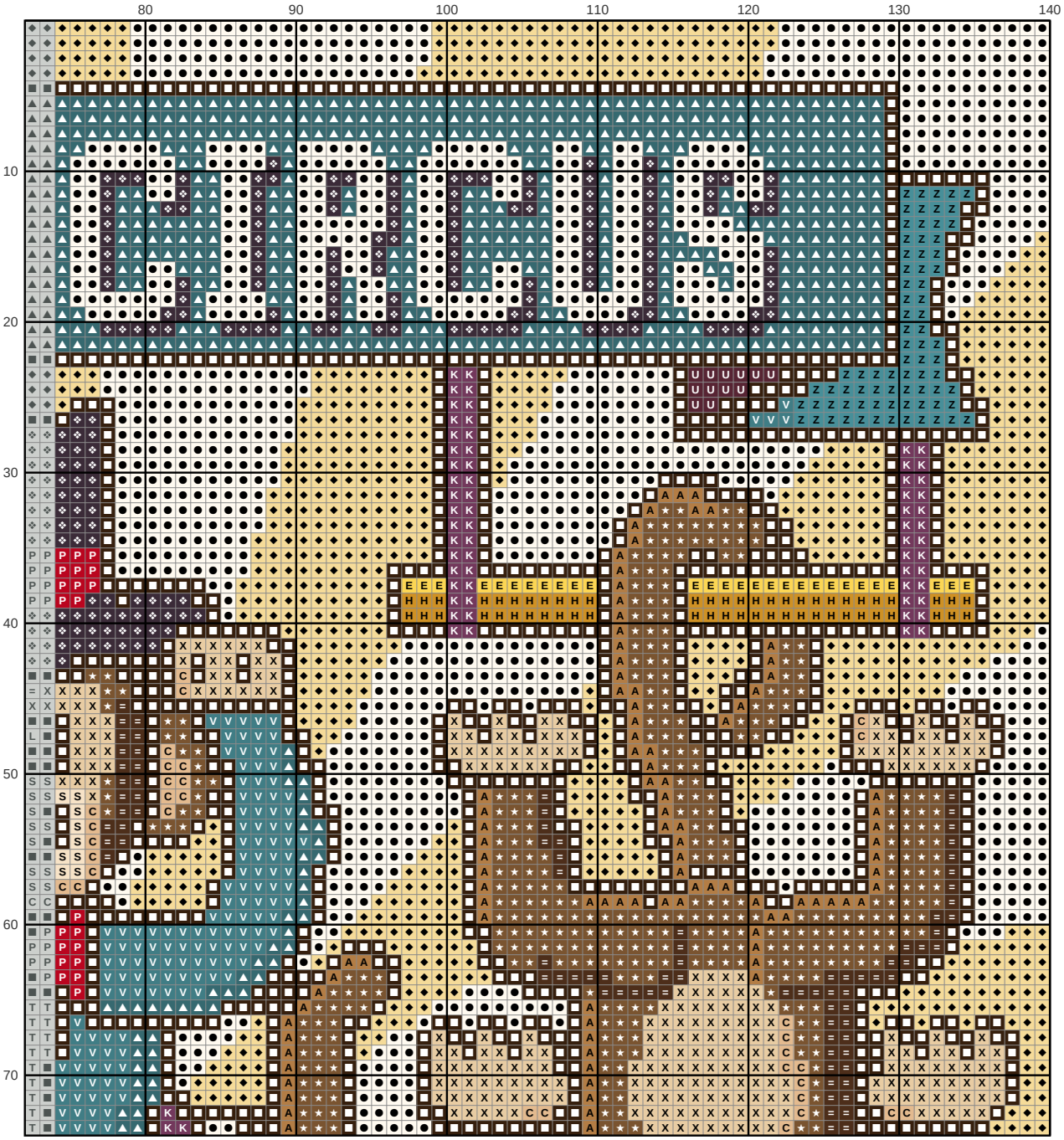

Key

- ● **DMC 712** Cream
- □ **DMC 938** Ultra Dark Coffee Brown
- ▲ **DMC 3808** Ultra Very Dark Turquoise
- ◆ **DMC 3822** Light Straw
- ★ **DMC 433** Medium Brown
- ❖ **DMC 3371** Black Brown
- X **DMC 738** Very Light Tan
- H **DMC 783** Medium Topaz
- = **DMC 898** Very Dark Coffee Brown
- Z **DMC 3810** Dark Turquoise
- A **DMC 435** Very Light Brown
- V **DMC 3809** Very Dark Turquoise
- S **DMC 739** Ultra Very Light Tan
- K **DMC 3834** Dark Grape
- E **DMC 726** Light Topaz
- C **DMC 437** Light Tan
- P **DMC 817** Very Dark Coral Red
- U **DMC 154** Very Dark Grape

Not my circus, not my monkeys Needlepoint pattern

Columns 1 to 74, rows 75 to 140. Gray squares: charted already, do not stitch again

This page is the dark part of the chart

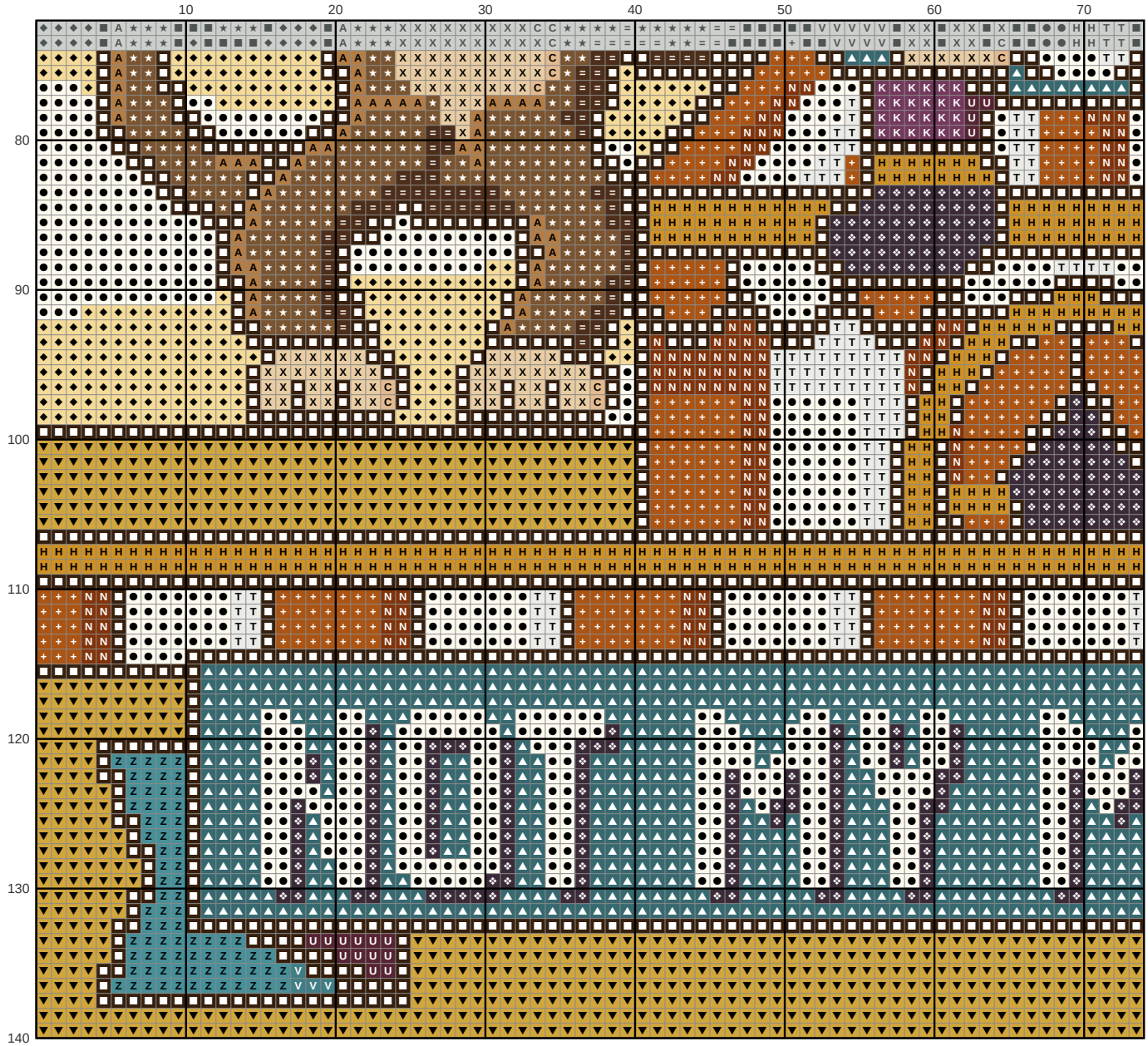

Key

- ● **DMC 712** Cream
- ■ **DMC 938** Ultra Dark Coffee Brown
- ▲ **DMC 3808** Ultra Very Dark Turquoise
- ◆ **DMC 3822** Light Straw
- ▼ **DMC 729** Medium Old Gold
- ★ **DMC 433** Medium Brown
- ❖ **DMC 3371** Black Brown
- X **DMC 738** Very Light Tan
- H **DMC 783** Medium Topaz
- \+ **DMC 920** Medium Copper
- = **DMC 898** Very Dark Coffee Brown
- Z **DMC 3810** Dark Turquoise
- A **DMC 435** Very Light Brown
- V **DMC 3809** Very Dark Turquoise
- T **DMC 3024** Very Light Brown Gray
- N **DMC 918** Dark Red Copper
- K **DMC 3834** Dark Grape
- C **DMC 437** Light Tan
- U **DMC 154** Very Dark Grape

Not my circus, not my monkeys Needlepoint pattern

Columns 75 to 140, rows 75 to 140. Gray squares: charted already, do not stitch again

This page is the dark part of the chart



Key

- ● **DMC 712** Cream
- ■ **DMC 938** Ultra Dark Coffee Brown
- ▲ **DMC 3808** Ultra Very Dark Turquoise
- ◆ **DMC 3822** Light Straw
- ▼ **DMC 729** Medium Old Gold
- ★ **DMC 433** Medium Brown
- ❖ **DMC 3371** Black Brown
- X **DMC 738** Very Light Tan
- H **DMC 783** Medium Topaz
- \+ **DMC 920** Medium Copper
- = **DMC 898** Very Dark Coffee Brown
- Z **DMC 3810** Dark Turquoise
- A **DMC 435** Very Light Brown
- V **DMC 3809** Very Dark Turquoise
- T **DMC 3024** Very Light Brown Gray
- N **DMC 918** Dark Red Copper
- S **DMC 739** Ultra Very Light Tan
- K **DMC 3834** Dark Grape
- C **DMC 437** Light Tan
- P **DMC 817** Very Dark Coral Red
- U **DMC 154** Very Dark Grape
- L **DMC 3865** Winter White