Retro mushroom with a low sun

Needlepoint pattern | 104 x 104 stitches | 8 x 8 in (20.3 x 20.3 cm) on 13 mesh | 17 colors



How to stitch it



1. Each square is one tent stitch, up at 1, down at 2. Lines in continental, right to left, the canvas upside down for the next row; wide areas in basketweave.
2. Cut 18 in of thread. Start and end it without a knot left behind.
3. Mark the middle of the canvas. It is the outlined square on page 2, column 52, row 52 (DMC 738): start there. Count threads, not holes.
4. Go on from it: picture first, background last. Gray squares are on two pages: stitch them once.
5. Last, two more rows all round in DMC 898: the seam hides them.

First time? How to needlepoint: flossfield.com/needlepoint/guides/how-to-start/
How to read a chart: flossfield.com/needlepoint/guides/how-to-read-a-chart/

What you need

Canvas: blank mono canvas, 13 mesh (13 threads to the inch), cut 12.5 in square (31.8 cm).

Needle: blunt tapestry, size 20. Also masking tape for the cut edges, and small scissors.

Thread: six-strand floss, 17 colors, about 26 skeins in all (an estimate). Stitch with 7 strands (8 if canvas shows).

Make it a pillow: backing fabric, an insert the size of the stitching or an inch larger, and cord or piping for the edge. How to finish a pillow.

Thread list, DMC

			stitches	skeins
●	**898**	Very Dark Coffee Brown	1,907	4
■	**970**	Light Pumpkin	1,440	3
▲	**3808**	Ultra Very Dark Turquoise	1,318	2
◆	**712**	Cream	1,120	2
▼	**725**	Medium Light Topaz	1,003	2
★	**919**	Red Copper	832	2
❖	**470**	Light Avocado Green	516	1
X	**936**	Very Dark Avocado Green	492	1
H	**3833**	Light Raspberry	489	1
+	**3810**	Dark Turquoise	385	1
=	**3809**	Very Dark Turquoise	311	1
Z	**436**	Tan	294	1
A	**433**	Medium Brown	226	1
V	**469**	Avocado Green	172	1
T	**738**	Very Light Tan	140	1
N	**720**	Dark Orange Spice	115	1
S	**3831**	Dark Raspberry	56	1

Skeins are estimates, with the two extra rows: the thread a stitch takes on the front and back of 13 mesh canvas, plus 30 percent, rounded up for each color.

Thread colors are approximate screen matches to DMC numbers. Check against real thread before you buy.

For your own stitching, gifts and handmade pieces you sell. Do not resell or share this PDF or copies of it.

Retro mushroom with a low sun

Needlepoint pattern

Columns 1 to 52, rows 1 to 104. Start at the red outline

This page is the dark part of the chart



Key

- **DMC 898** Very Dark Coffee Brown
- **DMC 970** Light Pumpkin
- **DMC 3808** Ultra Very Dark Turquoise
- **DMC 712** Cream
- **DMC 725** Medium Light Topaz
- **DMC 919** Red Copper
- **DMC 470** Light Avocado Green
- **X** **DMC 936** Very Dark Avocado Green
- **H** **DMC 3833** Light Raspberry
- **+** **DMC 3810** Dark Turquoise
- **=** **DMC 3809** Very Dark Turquoise
- **Z** **DMC 436** Tan
- **A** **DMC 433** Medium Brown
- **V** **DMC 469** Avocado Green
- **T** **DMC 738** Very Light Tan

Retro mushroom with a low sun

Needlepoint pattern

Columns 53 to 104, rows 1 to 104. Gray squares: charted already, do not stitch again

This page is the dark part of the chart



Key

- DMC 898 Very Dark Coffee Brown
- DMC 970 Light Pumpkin
- DMC 3808 Ultra Very Dark Turquoise
- DMC 712 Cream
- DMC 725 Medium Light Topaz
- DMC 919 Red Copper
- DMC 470 Light Avocado Green
- DMC 936 Very Dark Avocado Green
- DMC 3833 Light Raspberry
- DMC 3810 Dark Turquoise
- DMC 3809 Very Dark Turquoise
- DMC 436 Tan
- DMC 433 Medium Brown
- DMC 469 Avocado Green
- DMC 738 Very Light Tan
- DMC 720 Dark Orange Spice
- DMC 3831 Dark Raspberry