Ciao with an orange slice

Needlepoint pattern | 130 x 130 stitches | 10 x 10 in (25.4 x 25.4 cm) on 13 mesh | 17 colors



How to stitch it



1. Each square is one tent stitch, up at 1, down at 2. Lines in continental, right to left, the canvas upside down for the next row; wide areas in basketweave.
2. Cut 18 in of thread. Start and end it without a knot left behind.
3. Mark the middle of the canvas. It is the outlined square on page 2, column 65, row 65 (DMC 712): start there. Count threads, not holes.
4. Go on from it: picture first, background last. Gray squares are on two pages: stitch them once.
5. Last, two more rows all round, each stitch in the color it lies beside: the seam hides them.

First time? How to needlepoint: flossfield.com/needlepoint/guides/how-to-start/
How to read a chart: flossfield.com/needlepoint/guides/how-to-read-a-chart/

What you need

Canvas: blank mono canvas, 13 mesh (13 threads to the inch), cut 14.5 in square (36.8 cm).

Needle: blunt tapestry, size 20. Also masking tape for the cut edges, and small scissors.

Thread: six-strand floss, 17 colors, about 36 skeins in all (an estimate). Stitch with 7 strands (8 if canvas shows).

Make it a pillow: backing fabric, an insert the size of the stitching or an inch larger, and cord or piping for the edge. How to finish a pillow.

Thread list, DMC

			stitches	skeins
●	**712**	Cream	5,435	9
■	**741**	Medium Tangerine	1,920	3
▲	**3808**	Ultra Very Dark Turquoise	1,430	3
◆	**3810**	Dark Turquoise	1,186	3
▼	**720**	Dark Orange Spice	1,106	2
★	**349**	Dark Coral	942	2
❖	**970**	Light Pumpkin	790	2
X	**3831**	Dark Raspberry	782	2
H	**915**	Dark Plum	775	2
+	**743**	Medium Yellow	600	1
=	**154**	Very Dark Grape	424	1
Z	**900**	Dark Burnt Orange	398	1
A	**3822**	Light Straw	390	1
V	**946**	Medium Burnt Orange	342	1
T	**470**	Light Avocado Green	186	1
N	**936**	Very Dark Avocado Green	116	1
S	**472**	Ultra Light Avocado Green	78	1

Skeins are estimates, with the two extra rows: the thread a stitch takes on the front and back of 13 mesh canvas, plus 30 percent, rounded up for each color.

Thread colors are approximate screen matches to DMC numbers. Check against real thread before you buy.

For your own stitching, gifts and handmade pieces you sell. Do not resell or share this PDF or copies of it.

Ciao with an orange slice Needlepoint pattern

Columns 1 to 69, rows 1 to 69. Start at the red outline

This page is the dark part of the chart



Key

- ● **DMC 712** Cream
- ■ **DMC 741** Medium Tangerine
- ▼ **DMC 720** Dark Orange Spice
- ★ **DMC 349** Dark Coral
- ❖ **DMC 970** Light Pumpkin
- X **DMC 3831** Dark Raspberry
- H **DMC 915** Dark Plum
- \+ **DMC 743** Medium Yellow
- = **DMC 154** Very Dark Grape
- Z **DMC 900** Dark Burnt Orange
- V **DMC 946** Medium Burnt Orange

Ciao with an orange slice Needlepoint pattern

Columns 70 to 130, rows 1 to 69. Gray squares: charted already, do not stitch again

This page is the dark part of the chart

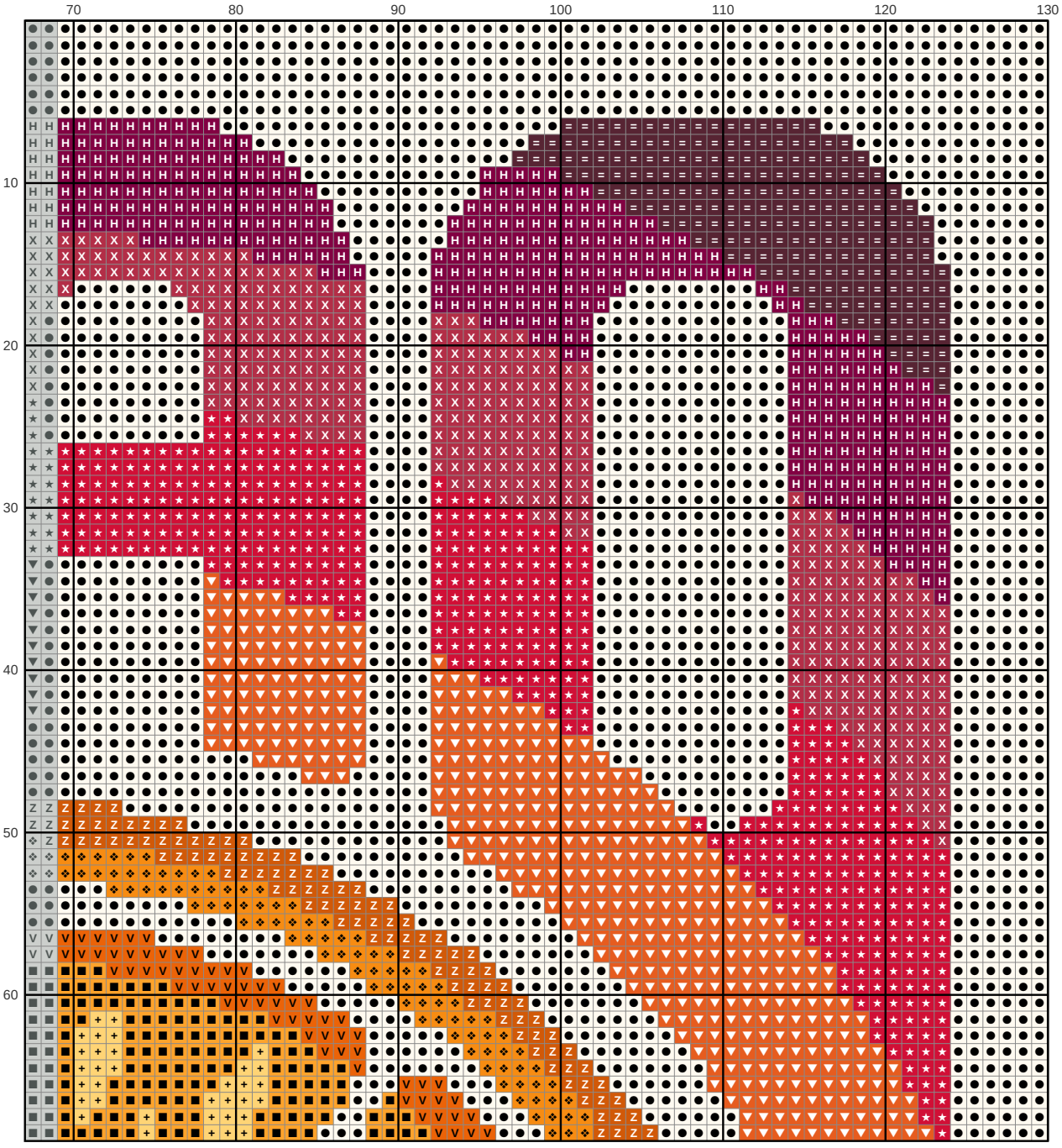

Key

- ● **DMC 712** Cream
- ■ **DMC 741** Medium Tangerine
- ▼ **DMC 720** Dark Orange Spice
- ★ **DMC 349** Dark Coral
- ❖ **DMC 970** Light Pumpkin
- X **DMC 3831** Dark Raspberry
- H **DMC 915** Dark Plum
- \+ **DMC 743** Medium Yellow
- = **DMC 154** Very Dark Grape
- Z **DMC 900** Dark Burnt Orange
- V **DMC 946** Medium Burnt Orange

Ciao with an orange slice Needlepoint pattern

Columns 1 to 69, rows 70 to 130. Gray squares: charted already, do not stitch again

This page is the dark part of the chart



Key

- ● **DMC 712** Cream
- ■ **DMC 741** Medium Tangerine
- ▲ **DMC 3808** Ultra Very Dark Turquoise
- ◆ **DMC 3810** Dark Turquoise
- ▼ **DMC 720** Dark Orange Spice
- ★ **DMC 349** Dark Coral
- ❖ **DMC 970** Light Pumpkin
- \+ **DMC 743** Medium Yellow
- Z **DMC 900** Dark Burnt Orange
- A **DMC 3822** Light Straw
- V **DMC 946** Medium Burnt Orange
- T **DMC 470** Light Avocado Green
- N **DMC 936** Very Dark Avocado Green
- S **DMC 472** Ultra Light Avocado Green

Ciao with an orange slice Needlepoint pattern

Columns 70 to 130, rows 70 to 130. Gray squares: charted already, do not stitch again

This page is the dark part of the chart



Key

- ● **DMC 712** Cream
- ■ **DMC 741** Medium Tangerine
- ▲ **DMC 3808** Ultra Very Dark Turquoise
- ◆ **DMC 3810** Dark Turquoise
- ▼ **DMC 720** Dark Orange Spice
- ❖ **DMC 970** Light Pumpkin
- \+ **DMC 743** Medium Yellow
- Z **DMC 900** Dark Burnt Orange
- A **DMC 3822** Light Straw
- V **DMC 946** Medium Burnt Orange
- T **DMC 470** Light Avocado Green
- N **DMC 936** Very Dark Avocado Green
- S **DMC 472** Ultra Light Avocado Green