# Retro robot

Needlepoint pattern | 72 x 72 stitches | 4 x 4 in (10.2 x 10.2 cm) on 18 mesh | 7 colors



## How to stitch it




1. Each square is one tent stitch: up at 1, down at 2. Work a row right to left, then turn the canvas upside down for the next.
2. Cut 18 in of thread. Start and end it without a knot left behind.
3. Mark the middle of the canvas. It is the outlined square, column 36, row 36 (DMC 898): start there. Count threads, not holes.
4. Go on from it: picture first, background last. End the thread before crossing another color.
5. Last, two more rows all round in DMC 3837: the board's edge hides them.

First time? How to needlepoint: flossfield.com/needlepoint/guides/how-to-start/
How to read a chart: flossfield.com/needlepoint/guides/how-to-read-a-chart/

## What you need

**Canvas:** blank mono canvas, 18 mesh (18 threads to the inch), cut 8.5 in square (21.6 cm).

**Needle:** blunt tapestry, size 22. Also masking tape for the cut edges, and small scissors.

**Thread:** six-strand floss, 7 colors, about 9 skeins in all (an estimate). Stitch with 4 strands (5 or 6 if canvas shows).

**Make it an ornament:** board, thin batting, backing fabric and twisted cord.
How to finish an ornament.

## Thread list

| | | | stitches | skeins of floss |
|---|---|---|---|---|
| ■ | **DMC 740** | Tangerine | 1,810 | 2 |
| ● | **DMC 3837** | Ultra Dark Lavender | 1,340 | 2 |
| ▲ | **DMC 898** | Very Dark Coffee Brown | 920 | 1 |
| ▼ | **DMC 3844** | Dark Bright Turquoise | 473 | 1 |
| ★ | **DMC 726** | Light Topaz | 240 | 1 |
| ◆ | **DMC 321** | Red | 239 | 1 |
| ❖ | **DMC 415** | Pearl Gray | 162 | 1 |

Skeins are estimates, with the two extra rows: the thread a stitch takes on the front and back of 18 mesh canvas, plus 30 percent, rounded up for each color.

Thread colors are approximate screen matches to DMC numbers. Check against real thread before you buy.

For your own stitching, gifts and handmade pieces you sell. Do not resell or share this PDF or copies of it.

# Retro robot Needlepoint pattern

Chart: 72 x 72 stitches. Start at the red outline




## Key

- **DMC 740** Tangerine
- **DMC 3837** Ultra Dark Lavender
- **DMC 898** Very Dark Coffee Brown
- **DMC 3844** Dark Bright Turquoise
- **DMC 726** Light Topaz
- **DMC 321** Red
- **DMC 415** Pearl Gray