Retro rolling pin

Needlepoint pattern | 140 x 140 stitches | 14 x 14 in (35.6 x 35.6 cm) on 10 mesh | 23 colors



How to stitch it



1. Each square is one tent stitch, up at 1, down at 2. Lines in continental, right to left, the canvas upside down for the next row; wide areas in basketweave.
2. Cut 18 in of thread. Start and end it without a knot left behind.
3. Mark the middle of the canvas. It is the outlined square on page 2, column 70, row 70 (DMC 3827): start there. Count threads, not holes.
4. Go on from it: picture first, background last. Gray squares are on two pages: stitch them once.
5. Last, two more rows all round in DMC 801: the seam hides them.

First time? How to needlepoint: flossfield.com/needlepoint/guides/how-to-start/
How to read a chart: flossfield.com/needlepoint/guides/how-to-read-a-chart/

What you need

Canvas: blank mono canvas, 10 mesh (10 threads to the inch), cut 18.5 in square (47 cm).

Needle: blunt tapestry, size 18. Also masking tape for the cut edges, and small scissors.

Thread: pearl cotton size 3, 23 colors, about 43 skeins in all (an estimate). Stitch with 2 lengths together.

Make it a pillow: backing fabric, an insert the size of the stitching or an inch larger, and cord or piping for the edge. How to finish a pillow.

Thread list, DMC

			stitches	skeins
●	597	Turquoise	4,922	8
■	801	Dark Coffee Brown	1,996	5
▲	739	Ultra Very Light Tan	1,544	3
◆	970	Light Pumpkin	1,391	3
▼	725	Medium Light Topaz	1,277	2
★	920	Medium Copper	1,206	2
❖	712	Cream	1,126	2
X	3809	Very Dark Turquoise	1,066	2
H	437	Light Tan	965	2
+	433	Medium Brown	561	1
=	977	Light Golden Brown	488	1
Z	898	Very Dark Coffee Brown	440	1
A	3827	Pale Golden Brown	426	1
V	976	Medium Golden Brown	363	1
T	738	Very Light Tan	317	1
N	720	Dark Orange Spice	305	1
S	598	Light Turquoise	240	1
K	436	Tan	240	1
E	3826	Golden Brown	231	1
C	975	Dark Golden Brown	196	1
P	783	Medium Topaz	163	1
U	742	Light Tangerine	86	1
L	918	Dark Red Copper	51	1

Skeins are estimates, with the two extra rows: the thread a stitch takes on the front and back of 10 mesh canvas, plus 30 percent, rounded up for each color.

Thread colors are approximate screen matches to DMC numbers. Check against real thread before you buy.

For your own stitching, gifts and handmade pieces you sell. Do not resell or share this PDF or copies of it.

Retro rolling pin Needlepoint pattern

Columns 1 to 74, rows 1 to 74. Start at the red outline

This page is the dark part of the chart



Key

- ● **DMC 597** Turquoise
- □ **DMC 801** Dark Coffee Brown
- ▲ **DMC 739** Ultra Very Light Tan
- ◆ **DMC 970** Light Pumpkin
- ▼ **DMC 725** Medium Light Topaz
- ★ **DMC 920** Medium Copper
- ❖ **DMC 712** Cream
- X **DMC 3809** Very Dark Turquoise
- H **DMC 437** Light Tan
- \+ **DMC 433** Medium Brown
- = **DMC 977** Light Golden Brown
- Z **DMC 898** Very Dark Coffee Brown
- A **DMC 3827** Pale Golden Brown
- V **DMC 976** Medium Golden Brown
- T **DMC 738** Very Light Tan
- N **DMC 720** Dark Orange Spice
- S **DMC 598** Light Turquoise
- K **DMC 436** Tan
- P **DMC 783** Medium Topaz

Retro rolling pin Needlepoint pattern

Columns 75 to 140, rows 1 to 74. Gray squares: charted already, do not stitch again

This page is the dark part of the chart



Key

●	**DMC 597** Turquoise	X	**DMC 3809** Very Dark Turquoise	T	**DMC 738** Very Light Tan
■	**DMC 801** Dark Coffee Brown	H	**DMC 437** Light Tan	N	**DMC 720** Dark Orange Spice
▲	**DMC 739** Ultra Very Light Tan	+	**DMC 433** Medium Brown	S	**DMC 598** Light Turquoise
◆	**DMC 970** Light Pumpkin	=	**DMC 977** Light Golden Brown	K	**DMC 436** Tan
▼	**DMC 725** Medium Light Topaz	Z	**DMC 898** Very Dark Coffee Brown	E	**DMC 3826** Golden Brown
★	**DMC 920** Medium Copper	A	**DMC 3827** Pale Golden Brown	C	**DMC 975** Dark Golden Brown
❖	**DMC 712** Cream	V	**DMC 976** Medium Golden Brown	U	**DMC 742** Light Tangerine

Retro rolling pin Needlepoint pattern

Columns 1 to 74, rows 75 to 140. Gray squares: charted already, do not stitch again

This page is the dark part of the chart



Key

- ● **DMC 597** Turquoise
- □ **DMC 801** Dark Coffee Brown
- ▲ **DMC 739** Ultra Very Light Tan
- ◆ **DMC 970** Light Pumpkin
- ▼ **DMC 725** Medium Light Topaz
- ★ **DMC 920** Medium Copper
- ❖ **DMC 712** Cream
- X **DMC 3809** Very Dark Turquoise
- H **DMC 437** Light Tan
- \+ **DMC 433** Medium Brown
- = **DMC 977** Light Golden Brown
- Z **DMC 898** Very Dark Coffee Brown
- A **DMC 3827** Pale Golden Brown
- V **DMC 976** Medium Golden Brown
- T **DMC 738** Very Light Tan
- N **DMC 720** Dark Orange Spice
- S **DMC 598** Light Turquoise
- K **DMC 436** Tan
- E **DMC 3826** Golden Brown
- C **DMC 975** Dark Golden Brown
- U **DMC 742** Light Tangerine
- L **DMC 918** Dark Red Copper

Retro rolling pin Needlepoint pattern

Columns 75 to 140, rows 75 to 140. Gray squares: charted already, do not stitch again

This page is the dark part of the chart



Key

- ● **DMC 597** Turquoise
- □ **DMC 801** Dark Coffee Brown
- ▲ **DMC 739** Ultra Very Light Tan
- ◆ **DMC 970** Light Pumpkin
- ▼ **DMC 725** Medium Light Topaz
- ★ **DMC 920** Medium Copper
- ❖ **DMC 712** Cream
- X **DMC 3809** Very Dark Turquoise
- H **DMC 437** Light Tan
- \+ **DMC 433** Medium Brown
- Z **DMC 898** Very Dark Coffee Brown
- V **DMC 976** Medium Golden Brown
- T **DMC 738** Very Light Tan
- N **DMC 720** Dark Orange Spice
- S **DMC 598** Light Turquoise
- K **DMC 436** Tan
- E **DMC 3826** Golden Brown
- C **DMC 975** Dark Golden Brown
- P **DMC 783** Medium Topaz
- L **DMC 918** Dark Red Copper