Retro apartment sofas on three floors

Needlepoint pattern | 160 x 160 stitches | 16 x 16 in (40.6 x 40.6 cm) on 10 mesh | 22 colors



How to stitch it



1. Each square is one tent stitch, up at 1, down at 2. Lines in continental, right to left, the canvas upside down for the next row; wide areas in basketweave.
2. Cut 18 in of thread. Start and end it without a knot left behind.
3. Mark the middle of the canvas. It is the outlined square on page 5, column 80, row 80 (DMC 721): start there. Count threads, not holes.
4. Go on from it: picture first, background last. Gray squares are on two pages: stitch them once.
5. Last, two more rows all round, each stitch in the color it lies beside: the seam hides them.

First time? How to needlepoint: flossfield.com/needlepoint/guides/how-to-start/
How to read a chart: flossfield.com/needlepoint/guides/how-to-read-a-chart/

What you need

Canvas: blank mono canvas, 10 mesh (10 threads to the inch), cut 20.5 in square (52.1 cm).

Needle: blunt tapestry, size 18. Also masking tape for the cut edges, and small scissors.

Thread: pearl cotton size 3, 22 colors, about 50 skeins in all (an estimate). Stitch with 2 lengths together.

Make it a pillow: backing fabric, an insert the size of the stitching or an inch larger, and cord or piping for the edge. How to finish a pillow.

Thread list, DMC

			stitches	skeins
●	**154**	Very Dark Grape	5,733	11
■	**712**	Cream	2,358	4
▲	**920**	Medium Copper	1,995	3
◆	**936**	Very Dark Avocado Green	1,749	4
▼	**3808**	Ultra Very Dark Turquoise	1,512	3
★	**434**	Light Brown	1,483	3
❖	**918**	Dark Red Copper	1,234	2
X	**721**	Medium Orange Spice	1,214	2
H	**3820**	Dark Straw	1,181	2
+	**3856**	Ultra Very Light Mahogany	1,048	2
=	**3810**	Dark Turquoise	1,001	2
Z	**783**	Medium Topaz	921	2
A	**3834**	Dark Grape	662	1
V	**469**	Avocado Green	612	1
T	**437**	Light Tan	599	1
N	**3835**	Medium Grape	517	1
S	**898**	Very Dark Coffee Brown	472	1
K	**3822**	Light Straw	394	1
E	**402**	Very Light Mahogany	261	1
C	**3836**	Light Grape	258	1
P	**598**	Light Turquoise	224	1
U	**471**	Very Light Avocado Green	172	1

Skeins are estimates, with the two extra rows: the thread a stitch takes on the front and back of 10 mesh canvas, plus 30 percent, rounded up for each color.

Thread colors are approximate screen matches to DMC numbers. Check against real thread before you buy.

For your own stitching, gifts and handmade pieces you sell. Do not resell or share this PDF or copies of it.

Retro apartment sofas on three floors

Needlepoint pattern

Columns 1 to 80, rows 1 to 69

This page is the dark part of the chart



Key

- **DMC 154** Very Dark Grape
- **DMC 712** Cream
- **DMC 920** Medium Copper
- **DMC 3808** Ultra Very Dark Turquoise
- **DMC 434** Light Brown
- **DMC 918** Dark Red Copper
- **X** **DMC 721** Medium Orange Spice
- **H** **DMC 3820** Dark Straw
- **=** **DMC 3810** Dark Turquoise
- **Z** **DMC 783** Medium Topaz
- **A** **DMC 3834** Dark Grape
- **T** **DMC 437** Light Tan
- **S** **DMC 898** Very Dark Coffee Brown
- **K** **DMC 3822** Light Straw
- **E** **DMC 402** Very Light Mahogany

Retro apartment sofas on three floors

Needlepoint pattern

Columns 81 to 160, rows 1 to 69. Gray squares: charted already, do not stitch again

This page is the dark part of the chart



Key

- **DMC 154** Very Dark Grape
- **DMC 712** Cream
- **DMC 920** Medium Copper
- **DMC 3808** Ultra Very Dark Turquoise
- **DMC 434** Light Brown
- **DMC 918** Dark Red Copper
- **DMC 721** Medium Orange Spice
- **DMC 3820** Dark Straw
- **DMC 3810** Dark Turquoise
- **DMC 783** Medium Topaz
- **DMC 3834** Dark Grape
- **DMC 3835** Medium Grape
- **DMC 898** Very Dark Coffee Brown
- **DMC 3822** Light Straw
- **DMC 402** Very Light Mahogany
- **DMC 3836** Light Grape

Retro apartment sofas on three floors

Needlepoint pattern

This page is the dark part of the chart

Columns 1 to 54, rows 70 to 160. Gray squares: charted already, do not stitch again



Key

- **DMC 154** Very Dark Grape
- **DMC 712** Cream
- **DMC 920** Medium Copper
- **DMC 936** Very Dark Avocado Green
- **DMC 3808** Ultra Very Dark Turquoise
- **DMC 434** Light Brown
- **DMC 918** Dark Red Copper
- **X** **DMC 721** Medium Orange Spice
- **H** **DMC 3820** Dark Straw
- **+** **DMC 3856** Ultra Very Light Mahogany
- **=** **DMC 3810** Dark Turquoise
- **Z** **DMC 783** Medium Topaz
- **V** **DMC 469** Avocado Green
- **T** **DMC 437** Light Tan
- **S** **DMC 898** Very Dark Coffee Brown
- **K** **DMC 3822** Light Straw
- **U** **DMC 471** Very Light Avocado Green

Retro apartment sofas on three floors

Needlepoint pattern

This page is the dark part of the chart

Columns 55 to 107, rows 70 to 160. Start at the red outline. Gray squares: charted already, do not stitch again

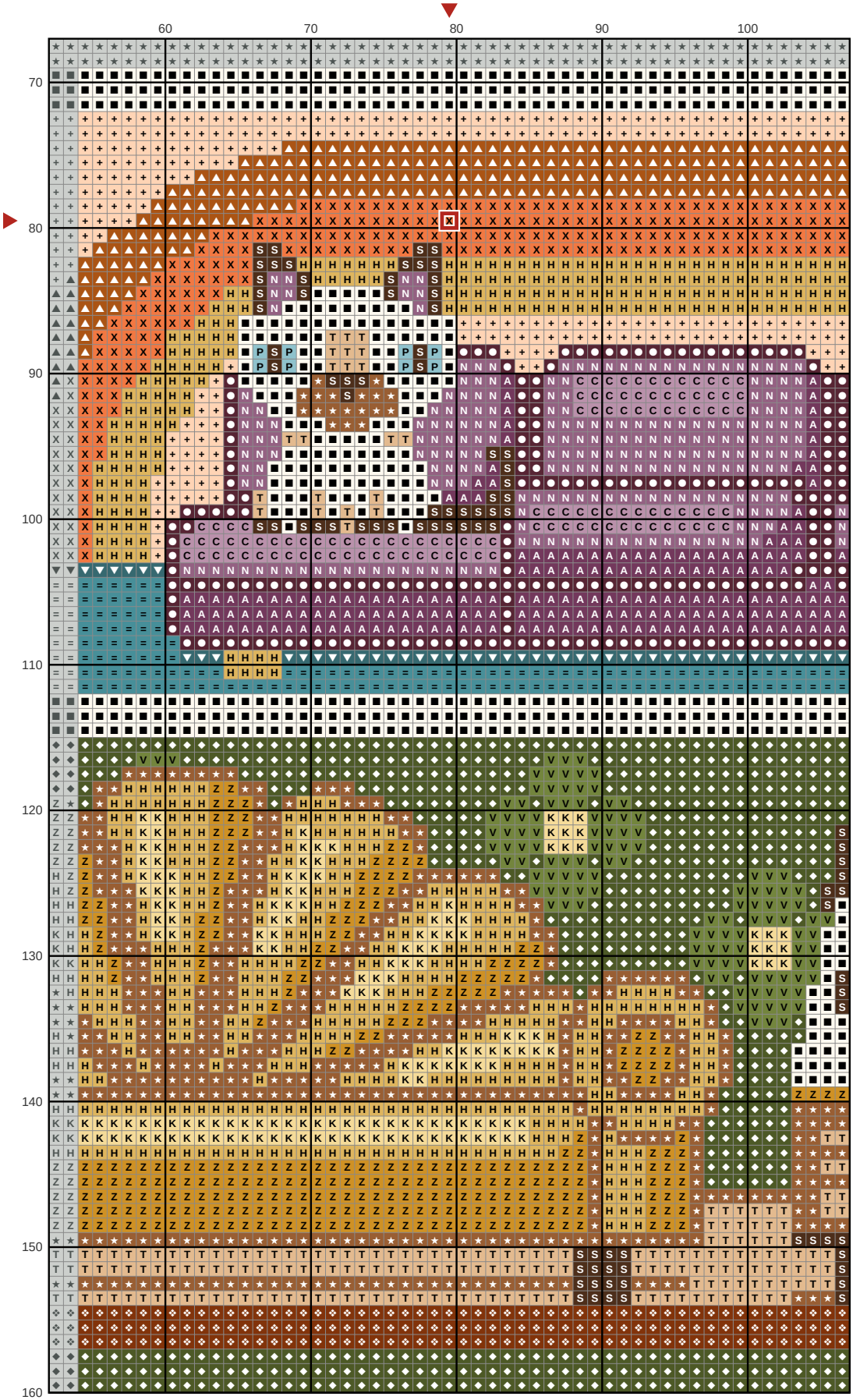

Key

- DMC 154 Very Dark Grape
- DMC 712 Cream
- DMC 920 Medium Copper
- DMC 936 Very Dark Avocado Green
- DMC 3808 Ultra Very Dark Turquoise
- DMC 434 Light Brown
- DMC 918 Dark Red Copper
- X DMC 721 Medium Orange Spice
- H DMC 3820 Dark Straw
- \+ DMC 3856 Ultra Very Light Mahogany
- = DMC 3810 Dark Turquoise
- Z DMC 783 Medium Topaz
- A DMC 3834 Dark Grape
- V DMC 469 Avocado Green
- T DMC 437 Light Tan
- N DMC 3835 Medium Grape
- S DMC 898 Very Dark Coffee Brown
- K DMC 3822 Light Straw
- C DMC 3836 Light Grape
- P DMC 598 Light Turquoise

Retro apartment sofas on three floors

Needlepoint pattern

This page is the dark part of the chart

Columns 108 to 160, rows 70 to 160. Gray squares: charted already, do not stitch again



Key

- DMC 154 Very Dark Grape
- DMC 712 Cream
- DMC 920 Medium Copper
- DMC 936 Very Dark Avocado Green
- DMC 3808 Ultra Very Dark Turquoise
- DMC 434 Light Brown
- DMC 918 Dark Red Copper
- DMC 721 Medium Orange Spice
- DMC 3820 Dark Straw
- DMC 3856 Ultra Very Light Mahogany
- DMC 3810 Dark Turquoise
- DMC 783 Medium Topaz
- DMC 3834 Dark Grape
- DMC 469 Avocado Green
- DMC 437 Light Tan
- DMC 3835 Medium Grape
- DMC 898 Very Dark Coffee Brown
- DMC 3822 Light Straw
- DMC 3836 Light Grape
- DMC 598 Light Turquoise
- DMC 471 Very Light Avocado Green