Retro Arizona sunset

Needlepoint pattern | 90 x 126 stitches | 5 x 7 in (12.7 x 17.8 cm) on 18 mesh | 16 colors



How to stitch it



1. Each square is one tent stitch, up at 1, down at 2. Lines in continental, right to left, the canvas upside down for the next row; wide areas in basketweave.
2. Cut 18 in of thread. Start and end it without a knot left behind.
3. Mark the middle of the canvas. It is the outlined square on page 2, column 45, row 63 (DMC 743): start there. Count threads, not holes.
4. Go on from it: picture first, background last. Gray squares are on two pages: stitch them once.
5. When it is done, block it square.

First time? How to needlepoint: flossfield.com/needlepoint/guides/how-to-start/
How to read a chart: flossfield.com/needlepoint/guides/how-to-read-a-chart/

What you need

Canvas: blank mono canvas, 18 mesh (18 threads to the inch), cut 9 in wide x 11 in high (22.9 x 27.9 cm).

Needle: blunt tapestry, size 22. Also masking tape for the cut edges, and small scissors.

Thread: six-strand floss, 16 colors, about 19 skeins in all (an estimate). Stitch with 4 strands (5 or 6 if canvas shows).

Frame it: acid-free board and a frame.
How to frame needlepoint.

Thread list, DMC

			stitches	skeins
●	**920**	Medium Copper	1,655	2
■	**725**	Medium Light Topaz	1,582	2
▲	**3834**	Dark Grape	1,431	2
◆	**922**	Light Copper	996	1
▼	**741**	Medium Tangerine	863	1
★	**721**	Medium Orange Spice	804	1
❖	**745**	Light Pale Yellow	617	1
X	**921**	Copper	610	1
H	**154**	Very Dark Grape	607	1
+	**355**	Dark Terra Cotta	532	1
=	**743**	Medium Yellow	519	1
Z	**3777**	Very Dark Terra Cotta	402	1
A	**3810**	Dark Turquoise	266	1
V	**3808**	Ultra Very Dark Turquoise	212	1
T	**918**	Dark Red Copper	170	1
N	**3830**	Terra Cotta	74	1

Skeins are estimates: the thread a stitch takes on the front and back of 18 mesh canvas, plus 30 percent, rounded up for each color.
Thread colors are approximate screen matches to DMC numbers. Check against real thread before you buy.
For your own stitching, gifts and handmade pieces you sell. Do not resell or share this PDF or copies of it.

Retro Arizona sunset

Needlepoint pattern

Columns 1 to 90, rows 1 to 67. Start at the red outline

This page is the dark part of the chart

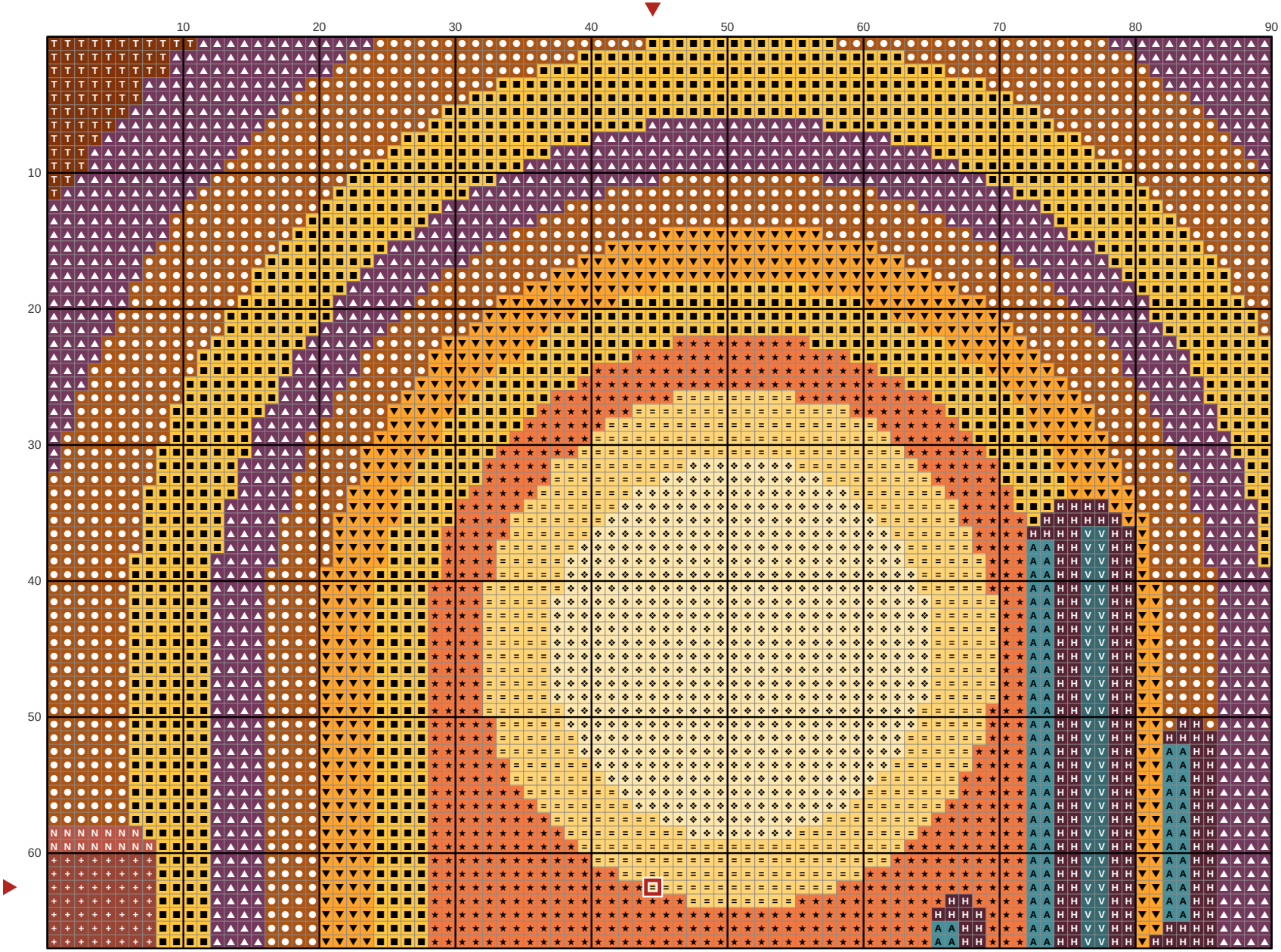

Key

- **DMC 920** Medium Copper
- **DMC 725** Medium Light Topaz
- **DMC 3834** Dark Grape
- **DMC 741** Medium Tangerine
- **DMC 721** Medium Orange Spice
- **DMC 745** Light Pale Yellow
- **DMC 154** Very Dark Grape
- **DMC 355** Dark Terra Cotta
- **DMC 743** Medium Yellow
- **DMC 3810** Dark Turquoise
- **DMC 3808** Ultra Very Dark Turquoise
- **DMC 918** Dark Red Copper
- **DMC 3830** Terra Cotta

Retro Arizona sunset

Needlepoint pattern

Columns 1 to 90, rows 68 to 126. Gray squares: charted already, do not stitch again

This page is the dark part of the chart



Key

- **DMC 920** Medium Copper
- **DMC 725** Medium Light Topaz
- **DMC 3834** Dark Grape
- **DMC 922** Light Copper
- **DMC 741** Medium Tangerine
- **DMC 721** Medium Orange Spice
- **DMC 921** Copper
- **DMC 154** Very Dark Grape
- **DMC 355** Dark Terra Cotta
- **DMC 3777** Very Dark Terra Cotta
- **DMC 3810** Dark Turquoise
- **DMC 3808** Ultra Very Dark Turquoise
- **DMC 918** Dark Red Copper
- **DMC 3830** Terra Cotta