Thrilled to be here, fairground sign

Needlepoint pattern | 160 x 160 stitches | 16 x 16 in (40.6 x 40.6 cm) on 10 mesh | 13 colors



How to stitch it



1. Each square is one tent stitch, up at 1, down at 2. Lines in continental, right to left, the canvas upside down for the next row; wide areas in basketweave.
2. Cut 18 in of thread. Start and end it without a knot left behind.
3. Mark the middle of the canvas. It is the outlined square on page 5, column 80, row 80 (DMC 815): start there. Count threads, not holes.
4. Go on from it: picture first, background last. Gray squares are on two pages: stitch them once.
5. Last, two more rows all round in DMC 310: the seam hides them.

First time? How to needlepoint: flossfield.com/needlepoint/guides/how-to-start/
How to read a chart: flossfield.com/needlepoint/guides/how-to-read-a-chart/

What you need

Canvas: blank mono canvas, 10 mesh (10 threads to the inch), cut 20.5 in square (52.1 cm).

Needle: blunt tapestry, size 18. Also masking tape for the cut edges, and small scissors.

Thread: pearl cotton size 3, 13 colors, about 47 skeins in all (an estimate). Stitch with 2 lengths together.

Make it a pillow: backing fabric, an insert the size of the stitching or an inch larger, and cord or piping for the edge. How to finish a pillow.

Thread list, DMC

			stitches	skeins
●	**310**	Black	8,164	15
■	**815**	Medium Garnet	5,250	8
▲	**3820**	Dark Straw	2,464	4
◆	**746**	Off White	2,068	4
▼	**3809**	Very Dark Turquoise	1,786	3
★	**780**	Ultra Very Dark Topaz	1,456	3
❖	**3822**	Light Straw	1,104	2
X	**782**	Dark Topaz	1,032	2
H	**920**	Medium Copper	808	2
+	**970**	Light Pumpkin	642	1
=	**3810**	Dark Turquoise	376	1
Z	**3808**	Ultra Very Dark Turquoise	356	1
A	**3811**	Very Light Turquoise	94	1

Skeins are estimates, with the two extra rows: the thread a stitch takes on the front and back of 10 mesh canvas, plus 30 percent, rounded up for each color.

Thread colors are approximate screen matches to DMC numbers. Check against real thread before you buy.

For your own stitching, gifts and handmade pieces you sell. Do not resell or share this PDF or copies of it.

Thrilled to be here, fairground sign

Needlepoint pattern

Columns 1 to 80, rows 1 to 69

This page is the dark part of the chart



Key

- DMC 310 Black
- DMC 815 Medium Garnet
- DMC 3820 Dark Straw
- DMC 746 Off White
- DMC 3809 Very Dark Turquoise
- DMC 780 Ultra Very Dark Topaz
- DMC 3822 Light Straw
- DMC 782 Dark Topaz
- DMC 920 Medium Copper
- DMC 970 Light Pumpkin
- DMC 3810 Dark Turquoise
- DMC 3808 Ultra Very Dark Turquoise
- DMC 3811 Very Light Turquoise

Thrilled to be here, fairground sign

Needlepattern

Columns 81 to 160, rows 1 to 69. Gray squares: charted already, do not stitch again

This page is the dark part of the chart



Key

- **DMC 310** Black
- **DMC 815** Medium Garnet
- **DMC 3820** Dark Straw
- **DMC 746** Off White
- **DMC 3809** Very Dark Turquoise
- **DMC 780** Ultra Very Dark Topaz
- **DMC 3822** Light Straw
- **DMC 782** Dark Topaz
- **DMC 920** Medium Copper
- **DMC 970** Light Pumpkin
- **DMC 3810** Dark Turquoise
- **DMC 3808** Ultra Very Dark Turquoise
- **DMC 3811** Very Light Turquoise

Thrilled to be here, fairground sign Needlepoint pattern

Columns 1 to 54, rows 70 to 160. Gray squares: charted already, do not stitch again

This page is the dark part of the chart



Key

- **DMC 310** Black
- **DMC 815** Medium Garnet
- **DMC 3820** Dark Straw
- **DMC 746** Off White
- **DMC 3809** Very Dark Turquoise
- **DMC 780** Ultra Very Dark Topaz
- **DMC 3822** Light Straw
- **DMC 782** Dark Topaz
- **DMC 920** Medium Copper
- **DMC 970** Light Pumpkin
- **DMC 3810** Dark Turquoise
- **DMC 3808** Ultra Very Dark Turquoise
- **DMC 3811** Very Light Turquoise

Thrilled to be here, fairground sign

Needlepoint pattern

This page is the dark part of the chart

Columns 55 to 107, rows 70 to 160. Start at the red outline. Gray squares: charted already, do not stitch again



Key

- **DMC 310** Black
- **DMC 815** Medium Garnet
- **DMC 3820** Dark Straw
- **DMC 746** Off White
- **DMC 3809** Very Dark Turquoise
- **DMC 780** Ultra Very Dark Topaz
- **DMC 3822** Light Straw
- **DMC 782** Dark Topaz
- **DMC 920** Medium Copper
- **DMC 970** Light Pumpkin
- **DMC 3810** Dark Turquoise
- **DMC 3808** Ultra Very Dark Turquoise
- **DMC 3811** Very Light Turquoise

Thrilled to be here, fairground sign Needlepoint pattern

Columns 108 to 160, rows 70 to 160. Gray squares: charted already, do not stitch again

This page is the dark part of the chart

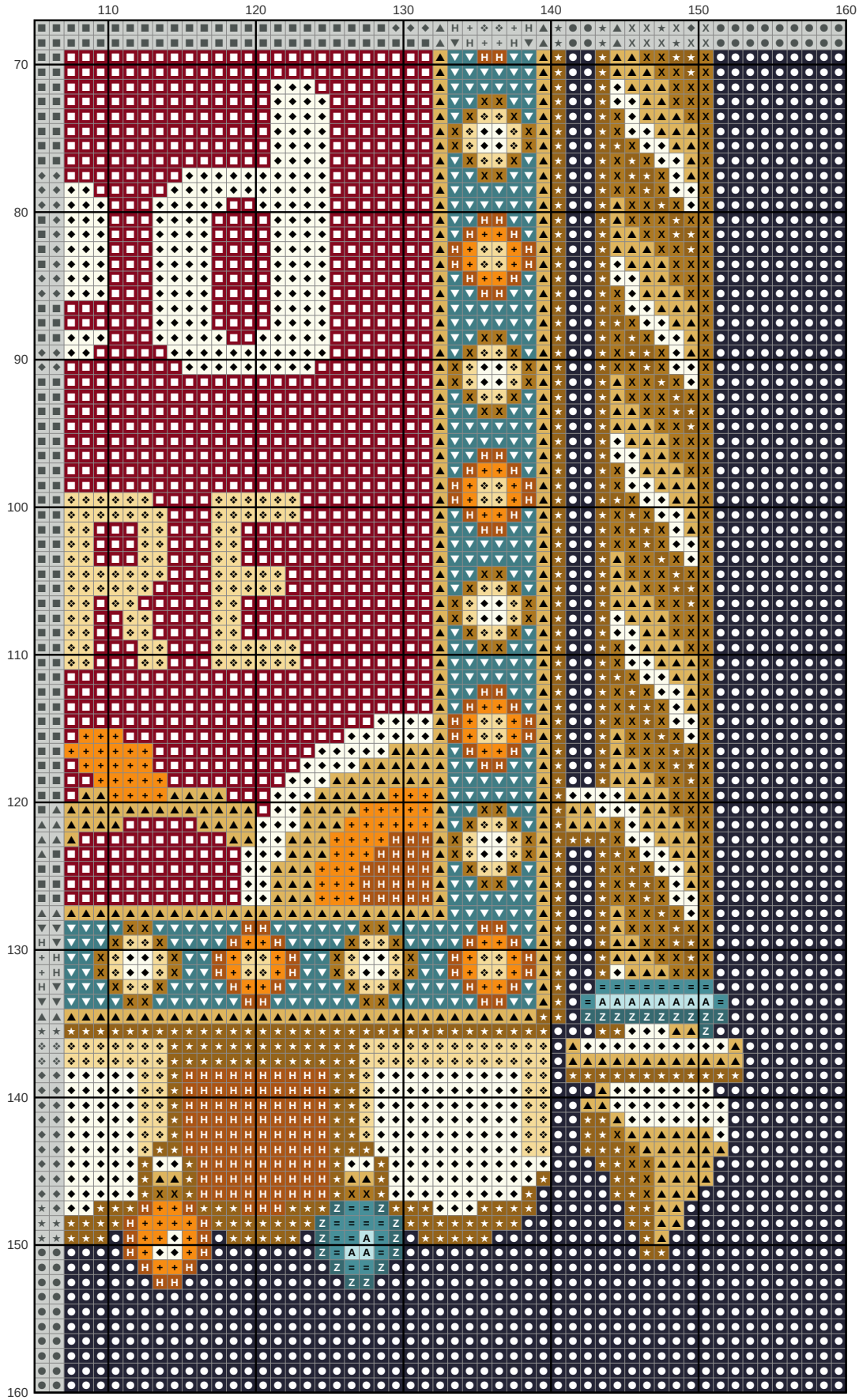

Key

- DMC 310 Black
- DMC 815 Medium Garnet
- DMC 3820 Dark Straw
- DMC 746 Off White
- DMC 3809 Very Dark Turquoise
- DMC 780 Ultra Very Dark Topaz
- DMC 3822 Light Straw
- DMC 782 Dark Topaz
- DMC 920 Medium Copper
- DMC 970 Light Pumpkin
- DMC 3810 Dark Turquoise
- DMC 3808 Ultra Very Dark Turquoise
- DMC 3811 Very Light Turquoise