Retro tomato

Needlepoint pattern | 90 x 126 stitches | 5 x 7 in (12.7 x 17.8 cm) on 18 mesh | 19 colors



How to stitch it



1. Each square is one tent stitch, up at 1, down at 2. Lines in continental, right to left, the canvas upside down for the next row; wide areas in basketweave.
2. Cut 18 in of thread. Start and end it without a knot left behind.
3. Mark the middle of the canvas. It is the outlined square on page 2, column 45, row 63 (DMC 937): start there. Count threads, not holes.
4. Go on from it: picture first, background last. Gray squares are on two pages: stitch them once.
5. Last, two more rows all round in DMC 898: the opening's edge hides them.

First time? How to needlepoint: flossfield.com/needlepoint/guides/how-to-start/
How to read a chart: flossfield.com/needlepoint/guides/how-to-read-a-chart/

What you need

Canvas: blank mono canvas, 18 mesh (18 threads to the inch), cut 9.5 in wide x 11.5 in high (24.1 x 29.2 cm).

Needle: blunt tapestry, size 22. Also masking tape for the cut edges, and small scissors.

Thread: six-strand floss, 19 colors, about 22 skeins in all (an estimate). Stitch with 4 strands (5 or 6 if canvas shows).

Fit it into a lid: the box or tray, acid-free board and backing. Measure the opening first.
How to fit it into a lid.

Thread list, DMC

			stitches	skeins
●	739	Ultra Very Light Tan	2,836	3
□	898	Very Dark Coffee Brown	1,341	2
▲	920	Medium Copper	1,079	1
◆	934	Black Avocado Green	1,039	1
▼	721	Medium Orange Spice	987	1
★	3820	Dark Straw	849	1
❖	937	Medium Avocado Green	724	1
X	470	Light Avocado Green	572	1
H	606	Bright Orange-Red	269	1
+	817	Very Dark Coral Red	256	1
=	725	Medium Light Topaz	242	1
Z	970	Light Pumpkin	229	1
A	300	Very Dark Mahogany	228	1
V	900	Dark Burnt Orange	160	1
T	814	Dark Garnet	139	1
N	782	Dark Topaz	119	1
S	608	Bright Orange	119	1
K	741	Medium Tangerine	109	1
E	472	Ultra Light Avocado Green	43	1

Skeins are estimates, with the two extra rows: the thread a stitch takes on the front and back of 18 mesh canvas, plus 30 percent, rounded up for each color.

Thread colors are approximate screen matches to DMC numbers. Check against real thread before you buy.

For your own stitching, gifts and handmade pieces you sell. Do not resell or share this PDF or copies of it.

Retro tomato

Needlepoint pattern

Columns 1 to 90, rows 1 to 63. Start at the red outline

This page is the dark part of the chart

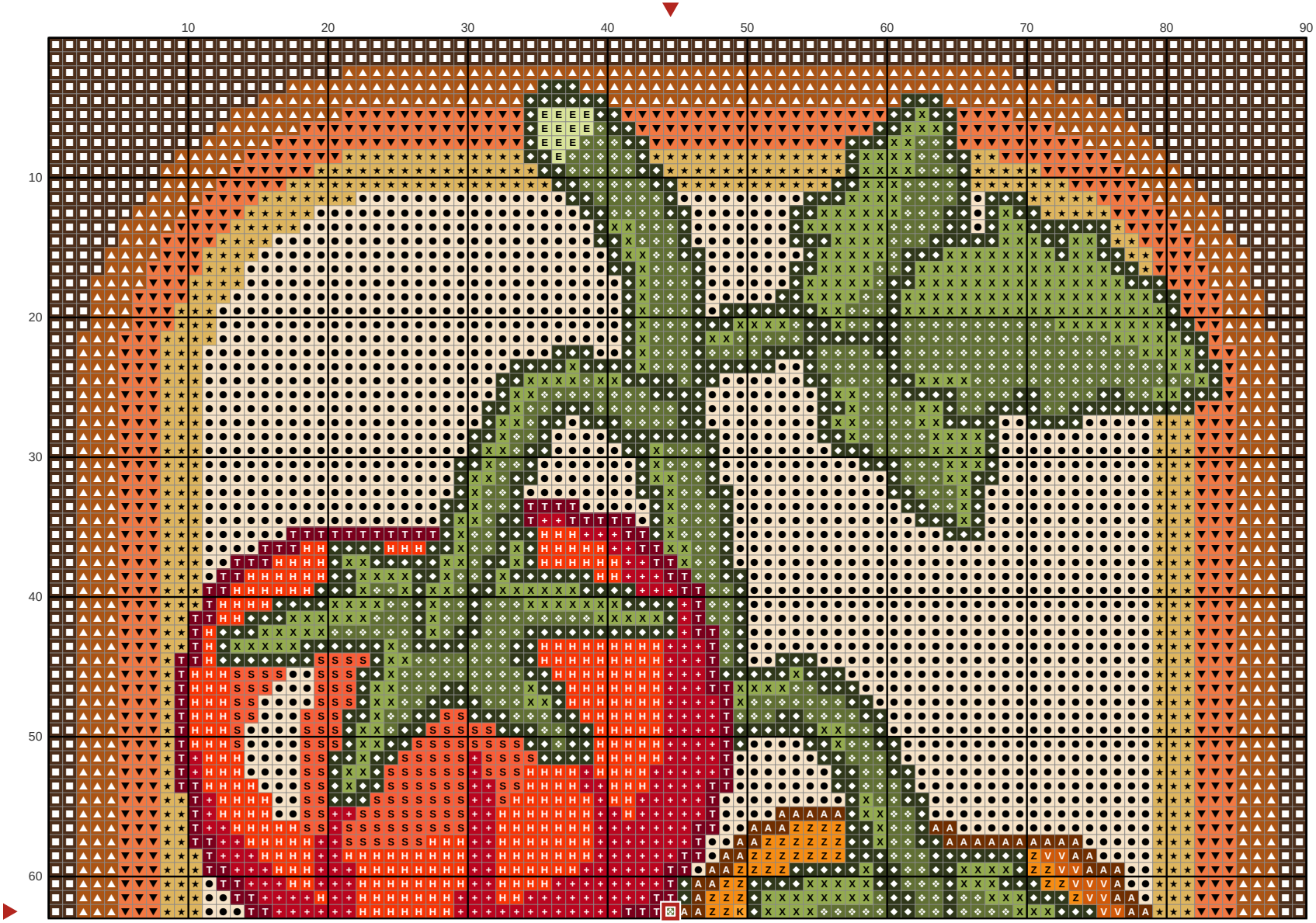

Key

- DMC 739 — Ultra Very Light Tan
- DMC 898 — Very Dark Coffee Brown
- DMC 920 — Medium Copper
- DMC 934 — Black Avocado Green
- DMC 721 — Medium Orange Spice
- DMC 3820 — Dark Straw
- DMC 937 — Medium Avocado Green
- DMC 470 — Light Avocado Green
- DMC 606 — Bright Orange-Red
- DMC 817 — Very Dark Coral Red
- DMC 970 — Light Pumpkin
- DMC 300 — Very Dark Mahogany
- DMC 900 — Dark Burnt Orange
- DMC 814 — Dark Garnet
- DMC 608 — Bright Orange
- DMC 741 — Medium Tangerine
- DMC 472 — Ultra Light Avocado Green

Retro tomato

Needlepoint pattern

Columns 1 to 90, rows 64 to 126. Gray squares: charted already, do not stitch again

This page is the dark part of the chart



Key

- ● **DMC 739** Ultra Very Light Tan
- □ **DMC 898** Very Dark Coffee Brown
- ▲ **DMC 920** Medium Copper
- ◆ **DMC 934** Black Avocado Green
- ▼ **DMC 721** Medium Orange Spice
- ★ **DMC 3820** Dark Straw
- ❖ **DMC 937** Medium Avocado Green
- X **DMC 470** Light Avocado Green
- \+ **DMC 817** Very Dark Coral Red
- = **DMC 725** Medium Light Topaz
- Z **DMC 970** Light Pumpkin
- A **DMC 300** Very Dark Mahogany
- V **DMC 900** Dark Burnt Orange
- T **DMC 814** Dark Garnet
- N **DMC 782** Dark Topaz
- K **DMC 741** Medium Tangerine
- E **DMC 472** Ultra Light Avocado Green