Vintage watermelon and flowers

Needlepoint pattern | 72 x 72 stitches | 4 x 4 in (10.2 x 10.2 cm) on 18 mesh | 14 colors



How to stitch it



1. Each square is one tent stitch, up at 1, down at 2. Lines in continental, right to left, the canvas upside down for the next row; wide areas in basketweave.
2. Cut 18 in of thread. Start and end it without a knot left behind.
3. Mark the middle of the canvas. It is the outlined square, column 36, row 36 (DMC 349): start there. Count threads, not holes.
4. Go on from it: picture first, background last. End the thread before crossing another color.
5. Last, two more rows all round, each stitch in the color it lies beside: the board's edge hides them.

First time? How to needlepoint: flossfield.com/needlepoint/guides/how-to-start/
How to read a chart: flossfield.com/needlepoint/guides/how-to-read-a-chart/

What you need

Canvas: blank mono canvas, 18 mesh (18 threads to the inch), cut 8.5 in square (21.6 cm).

Needle: blunt tapestry, size 22. Also masking tape for the cut edges, and small scissors.

Thread: six-strand floss, 14 colors, about 14 skeins in all (an estimate). Stitch with 4 strands (5 or 6 if canvas shows).

Make it an ornament: board, thin batting, backing fabric and twisted cord.
How to finish an ornament.

Thread list, DMC

			stitches	skeins
●	**744**	Pale Yellow	822	1
■	**746**	Off White	766	1
▲	**898**	Very Dark Coffee Brown	762	1
◆	**783**	Medium Topaz	474	1
▼	**712**	Cream	412	1
★	**470**	Light Avocado Green	340	1
❖	**472**	Ultra Light Avocado Green	262	1
X	**349**	Dark Coral	246	1
H	**3809**	Very Dark Turquoise	236	1
+	**350**	Medium Coral	216	1
=	**936**	Very Dark Avocado Green	182	1
Z	**919**	Red Copper	174	1
A	**721**	Medium Orange Spice	166	1
V	**352**	Light Coral	126	1

Skeins are estimates, with the two extra rows: the thread a stitch takes on the front and back of 18 mesh canvas, plus 30 percent, rounded up for each color.

Thread colors are approximate screen matches to DMC numbers. Check against real thread before you buy.

For your own stitching, gifts and handmade pieces you sell. Do not resell or share this PDF or copies of it.

Vintage watermelon and flowers Needlepoint pattern

Chart: 72 x 72 stitches. Start at the red outline



Key

- ● **DMC 744** Pale Yellow
- ■ **DMC 746** Off White
- ▲ **DMC 898** Very Dark Coffee Brown
- ◆ **DMC 783** Medium Topaz
- ▼ **DMC 712** Cream
- ★ **DMC 470** Light Avocado Green
- ❖ **DMC 472** Ultra Light Avocado Green
- X **DMC 349** Dark Coral
- H **DMC 3809** Very Dark Turquoise
- \+ **DMC 350** Medium Coral
- = **DMC 936** Very Dark Avocado Green
- Z **DMC 919** Red Copper
- A **DMC 721** Medium Orange Spice
- V **DMC 352** Light Coral