XO pillow in red lips

Needlepoint pattern | 160 x 120 stitches | 16 x 12 in (40.6 x 30.5 cm) on 10 mesh | 17 colors



How to stitch it



1. Each square is one tent stitch, up at 1, down at 2. Lines in continental, right to left, the canvas upside down for the next row; wide areas in basketweave.
2. Cut 18 in of thread. Start and end it without a knot left behind.
3. Mark the middle of the canvas. It is the outlined square on page 2, column 80, row 60 (DMC 964): start there. Count threads, not holes.
4. Go on from it: picture first, background last. Gray squares are on two pages: stitch them once.
5. Last, two more rows all round, each stitch in the color it lies beside: the seam hides them.

First time? How to needlepoint: flossfield.com/needlepoint/guides/how-to-start/
How to read a chart: flossfield.com/needlepoint/guides/how-to-read-a-chart/

What you need

Canvas: blank mono canvas, 10 mesh (10 threads to the inch), cut 20.5 in wide x 16.5 in high (52.1 x 41.9 cm).

Needle: blunt tapestry, size 18. Also masking tape for the cut edges, and small scissors.

Thread: pearl cotton size 3, 17 colors, about 39 skeins in all (an estimate). Stitch with 2 lengths together.

Make it a pillow: backing fabric, an insert the size of the stitching or an inch larger, and cord or piping for the edge. How to finish a pillow.

Thread list, DMC

			stitches	skeins
●	**712**	Cream	3,010	5
■	**602**	Medium Cranberry	2,852	5
▲	**741**	Medium Tangerine	2,580	5
◆	**743**	Medium Yellow	2,172	5
▼	**666**	Bright Red	1,562	3
★	**815**	Medium Garnet	1,265	2
❖	**964**	Light Seagreen	1,250	2
X	**321**	Red	1,062	2
H	**498**	Dark Red	1,029	2
+	**154**	Very Dark Grape	486	1
=	**3705**	Dark Melon	475	1
Z	**3865**	Winter White	442	1
A	**959**	Medium Seagreen	359	1
V	**3848**	Medium Teal Green	324	1
T	**543**	Ultra Very Light Beige	188	1
N	**963**	Ultra Very Light Dusty Rose	120	1
S	**842**	Very Light Beige Brown	24	1

Skeins are estimates, with the two extra rows: the thread a stitch takes on the front and back of 10 mesh canvas, plus 30 percent, rounded up for each color.

Thread colors are approximate screen matches to DMC numbers. Check against real thread before you buy.

For your own stitching, gifts and handmade pieces you sell. Do not resell or share this PDF or copies of it.

XO pillow in red lips Needlepoint pattern

Columns 1 to 84, rows 1 to 64. Start at the red outline

This page is the dark part of the chart



Key

- DMC 712 Cream
- DMC 602 Medium Cranberry
- DMC 741 Medium Tangerine
- DMC 743 Medium Yellow
- DMC 666 Bright Red
- DMC 815 Medium Garnet
- DMC 964 Light Seagreen
- X DMC 321 Red
- H DMC 498 Dark Red
- \+ DMC 154 Very Dark Grape
- = DMC 3705 Dark Melon
- Z DMC 3865 Winter White
- A DMC 959 Medium Seagreen
- V DMC 3848 Medium Teal Green
- T DMC 543 Ultra Very Light Beige
- N DMC 963 Ultra Very Light Dusty Rose
- S DMC 842 Very Light Beige Brown

XO pillow in red lips Needlepoint pattern

Columns 85 to 160, rows 1 to 64. Gray squares: charted already, do not stitch again

This page is the dark part of the chart



Key

- ● **DMC 712** Cream
- ■ **DMC 602** Medium Cranberry
- ▲ **DMC 741** Medium Tangerine
- ◆ **DMC 743** Medium Yellow
- ▼ **DMC 666** Bright Red
- ★ **DMC 815** Medium Garnet
- ❖ **DMC 964** Light Seagreen
- X **DMC 321** Red
- H **DMC 498** Dark Red
- \+ **DMC 154** Very Dark Grape
- = **DMC 3705** Dark Melon
- Z **DMC 3865** Winter White
- A **DMC 959** Medium Seagreen
- V **DMC 3848** Medium Teal Green
- T **DMC 543** Ultra Very Light Beige
- N **DMC 963** Ultra Very Light Dusty Rose
- S **DMC 842** Very Light Beige Brown

XO pillow in red lips Needlepoint pattern

Columns 1 to 84, rows 65 to 120. Gray squares: charted already, do not stitch again

This page is the dark part of the chart



Key

- **DMC 712** Cream
- **DMC 602** Medium Cranberry
- **DMC 741** Medium Tangerine
- **DMC 743** Medium Yellow
- **DMC 666** Bright Red
- **DMC 815** Medium Garnet
- **DMC 964** Light Seagreen
- **DMC 321** Red
- **DMC 498** Dark Red
- **DMC 154** Very Dark Grape
- **DMC 3705** Dark Melon
- **DMC 959** Medium Seagreen
- **DMC 3848** Medium Teal Green
- **DMC 963** Ultra Very Light Dusty Rose

XO pillow in red lips Needlepoint pattern

Columns 85 to 160, rows 65 to 120. Gray squares: charted already, do not stitch again

This page is the dark part of the chart



Key

- ● **DMC 712** Cream
- ■ **DMC 602** Medium Cranberry
- ▲ **DMC 741** Medium Tangerine
- ◆ **DMC 743** Medium Yellow
- ▼ **DMC 666** Bright Red
- ★ **DMC 815** Medium Garnet
- ❖ **DMC 964** Light Seagreen
- X **DMC 321** Red
- H **DMC 498** Dark Red
- \+ **DMC 154** Very Dark Grape
- = **DMC 3705** Dark Melon
- A **DMC 959** Medium Seagreen
- V **DMC 3848** Medium Teal Green