Boy's stocking: rocket and moon dog

Needlepoint pattern | 143 x 234 stitches | 11 x 18 in (27.9 x 45.7 cm) on 13 mesh | 23 colors



Thread key, DMC

			stitches	yards	skeins
●	**938**	Ultra Dark Coffee Brown	8,462	81	13
■	**783**	Medium Topaz	3,748	36	6
▲	**920**	Medium Copper	1,497	15	3
◆	**721**	Medium Orange Spice	1,376	14	2
▼	**738**	Very Light Tan	1,337	13	2
★	**712**	Cream	1,174	12	2
❖	**434**	Light Brown	934	9	2
X	**3865**	Winter White	785	8	2
O	**3808**	Ultra Very Dark Turquoise	634	7	1
+	**437**	Light Tan	565	6	1
=	**3809**	Very Dark Turquoise	517	5	1
Z	**3820**	Dark Straw	497	5	1
A	**3810**	Dark Turquoise	327	4	1
V	**436**	Tan	236	3	1
T	**918**	Dark Red Copper	196	2	1
N	**3811**	Very Light Turquoise	195	2	1
S	**469**	Avocado Green	166	2	1
K	**801**	Dark Coffee Brown	133	2	1
E	**310**	Black	48	1	1
C	**780**	Ultra Very Dark Topaz	36	1	1
P	**739**	Ultra Very Light Tan	31	1	1
U	**936**	Very Dark Avocado Green	13	1	1
L	**3371**	Black Brown	13	1	1

One chart square is one tent stitch over one canvas intersection.

Cut the canvas at least 15 x 22 in (38.1 x 55.9 cm) for 13 mesh: the design and 2 in (5.1 cm) of margin on every side.

22,920 stitches in all, inside the outline: the chart is 143 x 234 at its widest and tallest. Start from the center: a red arrow above the chart marks the center column, and one to the left of it the center row. The arrows are on the pages those lines cross.

The chart is on 4 pages, each cut to what is stitched: bare canvas has no page, and a join falls on plain ground where it can. Pages 2 and 3 are turned on their side, for a part that is wider than it is tall. Where chart pages join, gray squares repeat two rows or columns. The small picture at the top of each chart page shows which part it is.

For a name: the dashed box on the cuff is its plain part, 82 x 31 stitches, columns 62 to 143 and rows 1 to 31. The two red marks in it are its middle (between columns 102 and 103): center the name there, not under the arrow of the whole chart.

Thread: six-strand floss, 7 or 8 strands in the needle on 13 mesh (counted at 8), about 47 skeins of 8.7 yd in all. Or pearl cotton size 3, 1 strand, about 29 skeins of 16.4 yd; or tapestry wool, 1 strand, about 41 skeins of 8.7 yd; or Persian wool, 2 strands, about 34 skeins of 8 yd. Wool is numbered differently: match it by eye. Needle: tapestry, size 20.

Yards and skeins are estimates: the thread a stitch takes on the front and back of 13 mesh canvas, plus 30 percent, rounded up for each color (about 231 yards in all, as the thread lies in the needle).

Thread colors are approximate screen matches to DMC numbers. Check against real thread before you buy.

Make it a stocking: also have backing and lining fabric, cord or piping, and a loop. Finishers ask for stockings months before Christmas, and most want two extra rows all round. Ask yours before the edge, and stitch a name first. "How to finish a stocking" is a guide linked from this pattern's page.

For your own stitching, gifts and handmade pieces you sell. Do not resell or share this PDF or copies of it.

Boy's stocking: rocket and moon dog

Needlepoint pattern

Chart 1 of 4: columns 62 to 143, rows 1 to 71

This page is the dark part of the chart



Key

- DMC 938
- DMC 783 Medium Topaz
- DMC 920 Medium Copper
- DMC 721
- DMC 738 Very Light Tan
- DMC 712 Cream
- DMC 3808
- DMC 3809
- DMC 3820 Dark Straw
- DMC 3810 Dark Turquoise
- DMC 436 Tan
- DMC 918 Dark Red Copper
- DMC 469 Avocado Green

Boy's stocking: rocket and moon dog

Needlepoint pattern

Chart 2 of 4: columns 61 to 143, rows 72 to 140; gray squares repeat rows 70 and 71

This page is the dark part of the chart



Key

- DMC 938
- DMC 783 Medium Topaz
- DMC 920
- DMC 721
- DMC 738 Very Light Tan
- DMC 712 Cream
- DMC 434 Light Brown
- DMC 3808
- DMC 3809
- DMC 3820 Dark Straw
- DMC 3810
- DMC 436 Tan
- DMC 918
- DMC 469
- DMC 780
- DMC 936

Boy's stocking: rocket and moon dog

Needlepoint pattern

Chart 3 of 4: columns 1 to 72, rows 141 to 234; gray squares repeat rows 139 and 140

This page is the dark part of the chart



Boy's stocking: rocket and moon dog

Needlepoint pattern

This page is the dark part of the chart

Chart 4 of 4: columns 73 to 143, rows 141 to 234; gray squares repeat columns 71 and 72 and rows 139 and 140

