Ribbon stripe sampler with bow

Needlepoint pattern | 104 x 104 stitches | 8 x 8 in (20.3 x 20.3 cm) on 13 mesh | 18 colors



How to stitch it



1. Each square is one tent stitch, up at 1, down at 2. Lines in continental, right to left, the canvas upside down for the next row; wide areas in basketweave.
2. Cut 18 in of thread. Start and end it without a knot left behind.
3. Mark the middle of the canvas. It is the outlined square on page 2, column 52, row 52 (DMC 963): start there. Count threads, not holes.
4. Go on from it: picture first, background last. Gray squares are on two pages: stitch them once.
5. Last, two more rows all round, each stitch in the color it lies beside: the seam hides them.

First time? How to needlepoint: flossfield.com/needlepoint/guides/how-to-start/
How to read a chart: flossfield.com/needlepoint/guides/how-to-read-a-chart/

What you need

Canvas: blank mono canvas, 13 mesh (13 threads to the inch), cut 12.5 in square (31.8 cm).

Needle: blunt tapestry, size 20. Also masking tape for the cut edges, and small scissors.

Thread: six-strand floss, 18 colors, about 28 skeins in all (an estimate). Stitch with 7 strands (8 if canvas shows).

Make it a pillow: backing fabric, an insert the size of the stitching or an inch larger, and cord or piping for the edge. How to finish a pillow.

Thread list, DMC

			stitches	skeins
●	3865	Winter White	1,972	4
□	823	Dark Navy Blue	1,940	4
▲	814	Dark Garnet	868	2
◆	3831	Dark Raspberry	848	2
▼	3833	Light Raspberry	832	2
★	3832	Medium Raspberry	818	2
❖	3325	Light Baby Blue	622	1
X	775	Very Light Baby Blue	568	1
H	312	Very Dark Baby Blue	462	1
+	3822	Light Straw	398	1
=	989	Forest Green	354	1
Z	3348	Light Yellow Green	284	1
A	963	Ultra Very Light Dusty Rose	270	1
V	987	Dark Forest Green	176	1
T	334	Medium Baby Blue	136	1
N	783	Medium Topaz	116	1
S	739	Ultra Very Light Tan	110	1
K	437	Light Tan	42	1

Skeins are estimates, with the two extra rows: the thread a stitch takes on the front and back of 13 mesh canvas, plus 30 percent, rounded up for each color.

Thread colors are approximate screen matches to DMC numbers. Check against real thread before you buy.

For your own stitching, gifts and handmade pieces you sell. Do not resell or share this PDF or copies of it.

Ribbon stripe sampler with bow

Needlepoint pattern

Columns 1 to 56, rows 1 to 104. Start at the red outline

This page is the dark part of the chart

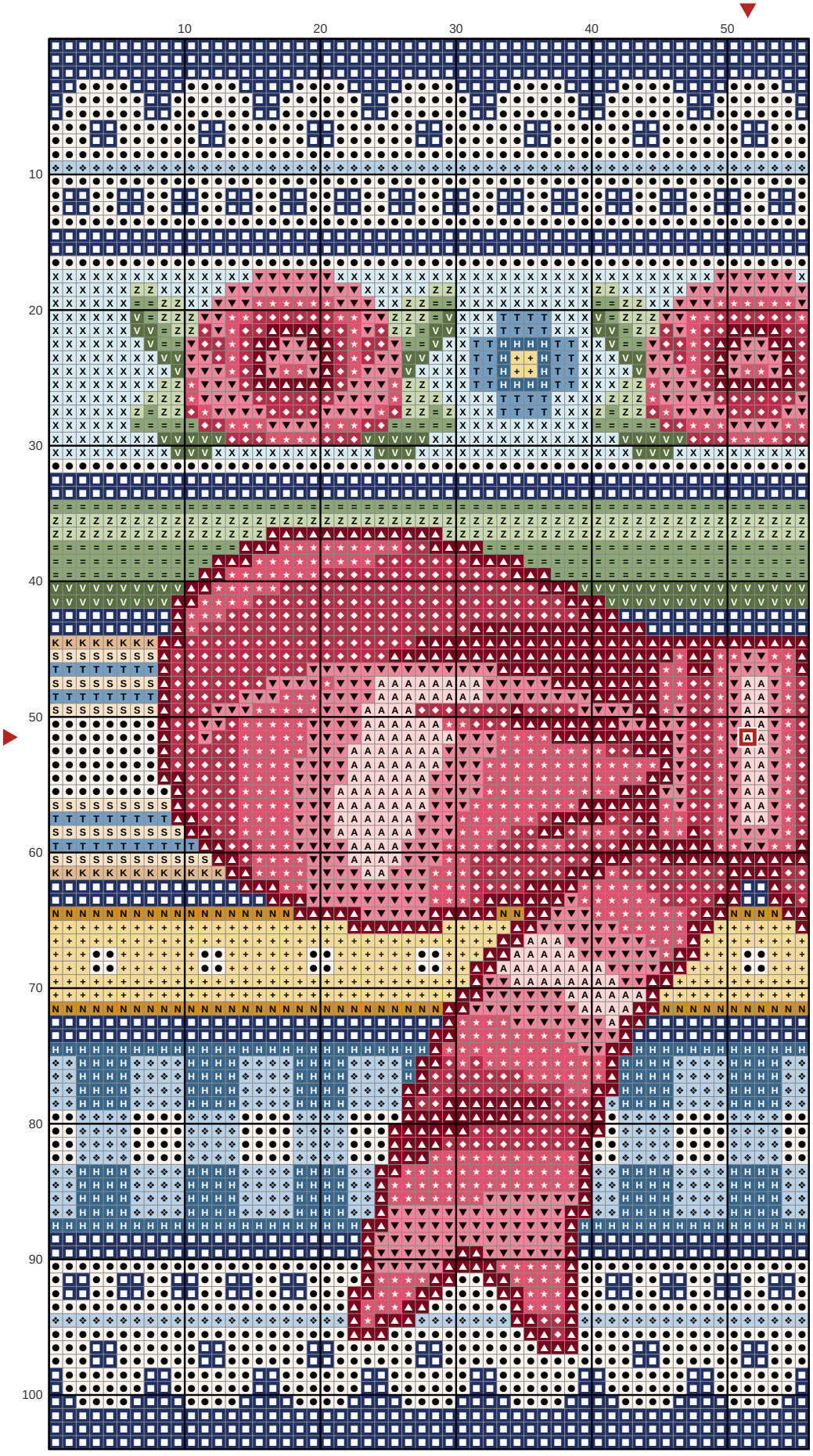

Key

- ● **DMC 3865** Winter White
- □ **DMC 823** Dark Navy Blue
- ▲ **DMC 814** Dark Garnet
- ◆ **DMC 3831** Dark Raspberry
- ▼ **DMC 3833** Light Raspberry
- ★ **DMC 3832** Medium Raspberry
- ❖ **DMC 3325** Light Baby Blue
- X **DMC 775** Very Light Baby Blue
- H **DMC 312** Very Dark Baby Blue
- \+ **DMC 3822** Light Straw
- = **DMC 989** Forest Green
- Z **DMC 3348** Light Yellow Green
- A **DMC 963** Ultra Very Light Dusty Rose
- V **DMC 987** Dark Forest Green
- T **DMC 334** Medium Baby Blue
- N **DMC 783** Medium Topaz
- S **DMC 739** Ultra Very Light Tan
- K **DMC 437** Light Tan

Ribbon stripe sampler with bow

Needlepoint pattern

Columns 57 to 104, rows 1 to 104. Gray squares: charted already, do not stitch again

This page is the dark part of the chart



Key

- ● **DMC 3865** Winter White
- ■ **DMC 823** Dark Navy Blue
- ▲ **DMC 814** Dark Garnet
- ◆ **DMC 3831** Dark Raspberry
- ▼ **DMC 3833** Light Raspberry
- ★ **DMC 3832** Medium Raspberry
- ❖ **DMC 3325** Light Baby Blue
- X **DMC 775** Very Light Baby Blue
- H **DMC 312** Very Dark Baby Blue
- \+ **DMC 3822** Light Straw
- = **DMC 989** Forest Green
- Z **DMC 3348** Light Yellow Green
- A **DMC 963** Ultra Very Light Dusty Rose
- V **DMC 987** Dark Forest Green
- T **DMC 334** Medium Baby Blue
- N **DMC 783** Medium Topaz
- S **DMC 739** Ultra Very Light Tan
- K **DMC 437** Light Tan