Rose initial, any letter A to Z

Needlepoint pattern | 90 x 90 stitches | 5 x 5 in (12.7 x 12.7 cm) on 18 mesh | 11 colors



How to stitch it



1. Each square is one tent stitch, up at 1, down at 2. Lines in continental, right to left, the canvas upside down for the next row; wide areas in basketweave.
2. Cut 18 in of thread. Start and end it without a knot left behind.
3. Mark the middle of the canvas. It is the outlined square on page 2, column 45, row 45 (DMC 472): start there. Count threads, not holes.
4. Go on from it: picture first, background last. Gray squares are on two pages: stitch them once.
5. Last, two more rows all round in DMC 890: the opening's edge hides them.

First time? How to needlepoint: flossfield.com/needlepoint/guides/how-to-start/
How to read a chart: flossfield.com/needlepoint/guides/how-to-read-a-chart/

What you need

Canvas: blank mono canvas, 18 mesh (18 threads to the inch), cut 9.5 in square (24.1 cm).

Needle: blunt tapestry, size 22. Also masking tape for the cut edges, and small scissors.

Thread: six-strand floss, 11 colors, about 14 skeins in all (an estimate). Stitch with 4 strands (5 or 6 if canvas shows).

Fit it into a lid: the box or tray, acid-free board and backing. Measure the opening first.
How to fit it into a lid.

Thread list, DMC

			stitches	skeins
●	**712**	Cream	2,523	2
□	**890**	Ultra Dark Pistachio Green	2,400	3
▲	**470**	Light Avocado Green	771	1
◆	**3326**	Light Rose	542	1
▼	**335**	Rose	521	1
★	**472**	Ultra Light Avocado Green	337	1
❖	**326**	Very Dark Rose	334	1
X	**3346**	Hunter Green	302	1
H	**3821**	Straw	220	1
+	**818**	Baby Pink	115	1
=	**815**	Medium Garnet	35	1

Skeins are estimates, with the two extra rows: the thread a stitch takes on the front and back of 18 mesh canvas, plus 30 percent, rounded up for each color.

Thread colors are approximate screen matches to DMC numbers. Check against real thread before you buy.

For your own stitching, gifts and handmade pieces you sell. Do not resell or share this PDF or copies of it.

Rose initial, any letter A to Z

Needlepoint pattern

Columns 1 to 45, rows 1 to 90. Start at the red outline

This page is the dark part of the chart



Key

- DMC 712 Cream
- DMC 890 Ultra Dark Pistachio Green
- DMC 470 Light Avocado Green
- DMC 3326 Light Rose
- DMC 335 Rose
- DMC 472 Ultra Light Avocado Green
- DMC 326 Very Dark Rose
- DMC 3346 Hunter Green
- DMC 3821 Straw
- DMC 818 Baby Pink
- DMC 815 Medium Garnet

Rose initial, any letter A to Z

Needlepoint pattern

Columns 46 to 90, rows 1 to 90. Gray squares: charted already, do not stitch again

This page is the dark part of the chart



Key

- DMC 712 Cream
- DMC 890 Ultra Dark Pistachio Green
- DMC 470 Light Avocado Green
- DMC 3326 Light Rose
- DMC 335 Rose
- DMC 472 Ultra Light Avocado Green
- DMC 326 Very Dark Rose
- DMC 3346 Hunter Green
- DMC 3821 Straw
- DMC 818 Baby Pink
- DMC 815 Medium Garnet